

**HDIV**

# Hamilton Enhanced Multi-Sector Covered Call ETF



**HAMILTON ETFS**

YIELD %

**9.85%**

## Delivering you more income, every month

The **Hamilton Enhanced Multi-Sector Covered Call ETF (HDIV)** is designed to help long-term investors meet their monthly income needs.

### HDIV Highlights

- Yield of 9.85% with **monthly distributions**
- Portfolio of primarily sector covered call ETFs with a sector mix broadly similar to the S&P/TSX 60
- HDIV has outperformed the S&P/TSX 60 by 4.19% since inception<sup>3</sup>
- Modest cash leverage of 25% to enhance yield and growth potential

### Growth of \$100,000

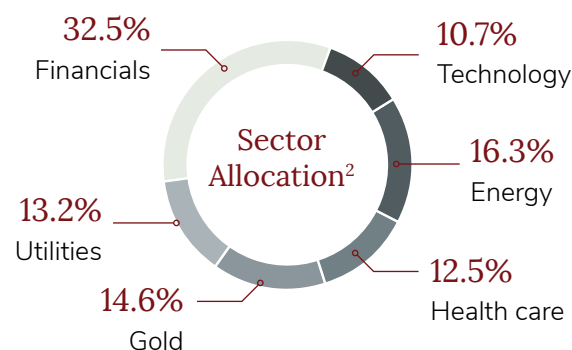
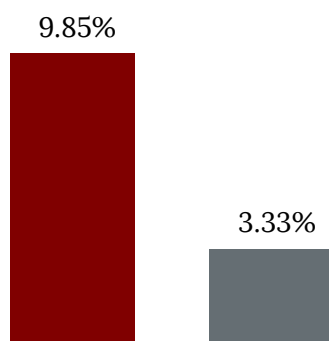


### Returns

1mo	3mo	6mo	Year to Date	1yr	Since Inception*
6.9%	9.1%	9.1%	6.9%	3.0%	11.0%

\*Annualized

### Higher Yield vs S&P/TSX 60<sup>2</sup>



1. Value of \$100,000 invested since inception of Solactive Multi-Sector Covered Call ETFs Index x1.25 (SOLMSCCT; Jul 31, 2015) vs S&P/TSX 60 as at Jan 31, 2023. Source: Bloomberg, Solactive AG  
 2. Yield of HDIV vs S&P/TSX 60 as at Jan 31, 2023. Source: Hamilton ETFs, Bloomberg  
 3. Based on total returns since inception on July 19, 2021. As at January 31, 2023. Source: Bloomberg  
 4. All portfolio data as at Jan 31, 2023

**HDIV**

# Hamilton Enhanced Multi-Sector Covered Call ETF





**HAMILTON ETFS**

## Investment Objective


The fund seeks to provide attractive monthly income and long-term capital appreciation from a diversified, multi-sector portfolio of primarily covered call ETFs focused on Canada.

## Reasons to Invest in HDIV

 Higher monthly income with 9.85% yield

 Sector mix broadly similar to S&P/TSX 60 with greater diversification

 Increased growth potential vs individual covered call ETFs

 Higher yielding alternative vs broad-based index ETFs and individual covered call strategies

Commissions, management fees and expenses all may be associated with investments in exchange traded funds (ETFs) managed by Hamilton ETFS. Please read the prospectus before investing. The indicated rates of return are the historical annual compounded total returns including changes in per unit value and reinvestment of all dividends or distributions and does not take into account sales, redemptions, distribution or optional charges or income taxes payable by any securityholder that would have reduced returns. Only the returns for periods of one year or greater are annualized returns. ETFs are not guaranteed, their values change frequently and past performance may not be repeated.



## Why add modest leverage?

HDIV provides a higher yield with more upside potential for long-term investors

### Holdings

- CI Energy Giants Covered Call ETF
- Hamilton Enhanced Canadian Financials ETF
- Horizons Gold Producer Equity Covered Call ETF
- BMO Covered Call Utilities ETF
- Harvest Healthcare Leaders Income ETF
- Harvest Tech Achievers Growth & Income ETF
- Hamilton Canadian Financials Yield Maximizer ETF
- BMO Covered Call Canadian Banks ETF

### Fund Details

Ticker	HDIV
Exchange	TSX
Management fee	0.65%
Inception date	Jul 19, 2021
Distributions	Monthly
Assets	\$308,350,986
Risk Rating	Medium
Auditor	KPMG LLP