

HCAL

Hamilton Enhanced Canadian Bank ETF



HAMILTON ETFS

YIELD %

6.98%

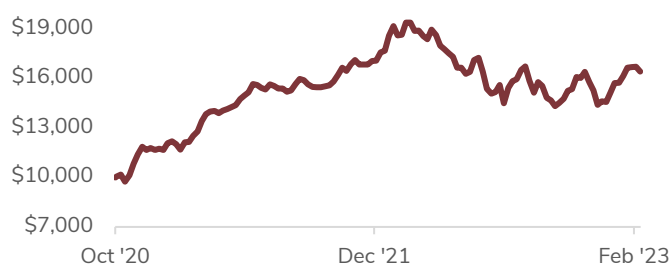
Top Performing Canadian Bank ETF

Hamilton Enhanced Canadian Bank ETF (HCAL) is designed for higher dividends and higher long term returns

HCAL Highlights

- HCAL is the top performing Canadian bank ETF with material outperformance vs all other strategies
- Exposure to Canada's big-6 banks with modest 25% leverage to enhance growth potential and yield
- Outperformed the average of the big-6 Canadian banks with similar volatility
- **6.98% yield** with monthly distributions

Growth of \$10,000

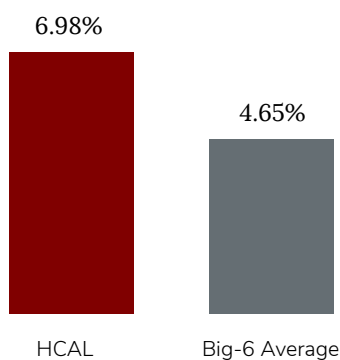


Returns

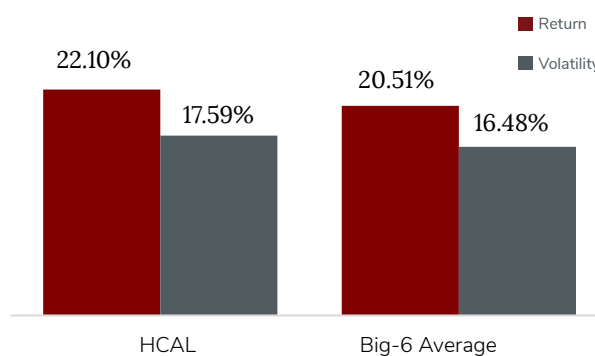
1mo	3mo	6mo	Year to Date	1yr	2yr*	Since Inception*
-1.9%	-0.6%	5.9%	10.2%	-14.4%	12.0%	22.1%

*Annualized

Higher Yield¹



Return & Volatility vs. Big-6 Average²



¹Big-6 average is the equally weighted average yield of the 6 Canadian banks. As at Feb 28, 2023. Source: Bloomberg, Hamilton ETFS

²Volatility is the annualized standard deviation of daily returns since Oct 14, 2020. Big-6 average is the equally weighted average of the 6 Canadian banks. As at Feb 28, 2023. Source: Bloomberg, Hamilton ETFS

HCAL

Hamilton Enhanced Canadian Bank ETF

**HAMILTON ETFs**

What is HCAL?

HCAL invests in the Hamilton Canadian Bank Mean Reversion Index ETF (HCA), which invests 80% in the three most oversold Canadian banks and 20% in the three most overbought (rebalanced quarterly), while adding modest 25% leverage¹ to provide higher monthly income and an enhanced return potential.

Reasons to Invest in HCAL



Top performing Canadian bank ETF



Modest leverage of 25%¹ increases dividend yield and growth potential



6.98% yield with monthly distributions



Exposure to mean reversion, a strategy with historical index outperformance vs. equal weight and covered call strategies

¹Leverage is via cash borrowing (not derivatives), provided by a Canadian financial institution.

Commissions, management fees and expenses all may be associated with investments in exchange traded funds (ETFs) managed by Hamilton ETFs. Please read the prospectus before investing. The indicated rates of return are the historical annual compounded total returns including changes in per unit value and reinvestment of all dividends or distributions and does not take into account sales, redemptions, distribution or optional charges or income taxes payable by any securityholder that would have reduced returns. Only the returns for periods of one year or greater are annualized returns. ETFs are not guaranteed, their values change frequently and past performance may not be repeated.

Top Holdings

Hamilton Canadian Bank Mean Reversion Index ETF	100%
---	------

HCA COMPONENTS

CIBC	27.7%
------	-------

TD	26.7%
----	-------

Scotia	25.4%
--------	-------

RBC	6.9%
-----	------

National Bank	6.7%
---------------	------

BMO	6.6%
-----	------

Fund Details

Ticker	HCAL
--------	------

Exchange	TSX
----------	-----

Yield	6.98%
-------	--------------

Distributions	Monthly
---------------	---------

Investment style	Index-based
------------------	-------------

Management fee	0.65%
----------------	-------

Inception date	Oct 14, 2020
----------------	--------------

Assets	\$398,311,665
--------	---------------

Risk Rating	Medium to High
-------------	----------------

Auditor	KPMG LLP
---------	----------