

HFG

Hamilton
Global Financials ETF



HAMILTON ETFS

YIELD %

4.12%

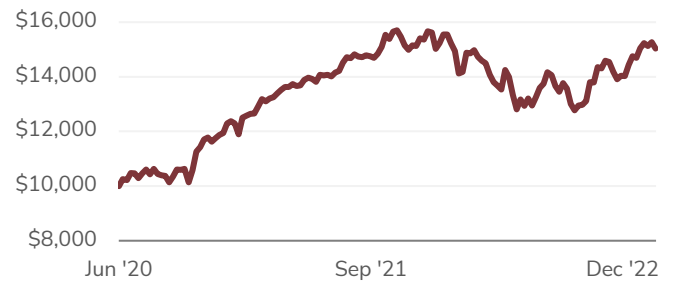
We searched the world for opportunities,
so that you don't have to

Hamilton Global Financials ETF (HFG) provides exposure to the most attractive opportunities in the global financials sector

HFG Highlights

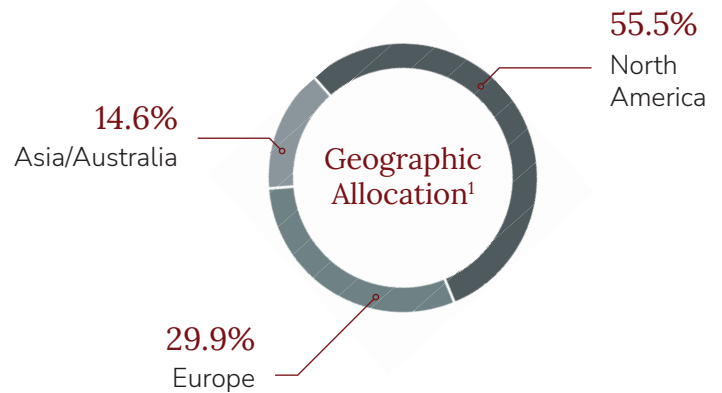
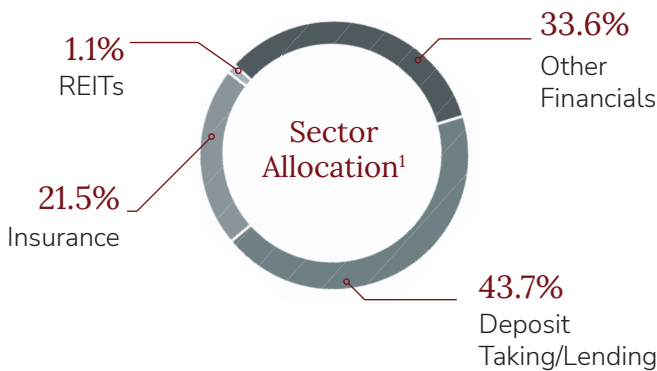
- Blue-chip portfolio of global financials offering **growth, income** and **diversification**
- Large and dynamic universe of 1,500 companies with market cap exceeding US \$10 trillion across 10 sub-sectors
- Active management from team of financial sector specialists

Growth of \$10,000



Returns

| 1mo | 3mo | 6mo | Year to Date | 1yr | 2yr* | Since Inception* |
|------|------|-------|--------------|------|------|------------------|
| 0.5% | 3.5% | 12.2% | 8.0% | 2.7% | 9.4% | 16.8% |



1. All portfolio data as at February 28, 2023

HFG

Hamilton Global Financials ETF



HAMILTON ETFS

Fund Objectives

The fund seeks to generate long-term returns from an actively managed equity portfolio consisting of long-term capital growth and dividend income by investing in financial services companies located around the globe.

Reasons to Invest in HFG



Exposure to the most **attractive themes and opportunities** in the global financials sector



Globally diversified portfolio with **holdings from over 15 countries**



Monthly distributions

Commissions, management fees and expenses all may be associated with investments in exchange traded funds (ETFs) managed by Hamilton ETFs. Please read the prospectus before investing. The indicated rates of return are the historical annual compounded total returns including changes in per unit value and reinvestment of all dividends or distributions and does not take into account sales, redemptions, distribution or optional charges or income taxes payable by any securityholder that would have reduced returns. Only the returns for periods of one year or greater are annualized returns. ETFs are not guaranteed, their values change frequently and past performance may not be repeated.



Global Diversification

HFG's blue-chip portfolio is designed to provide low correlations to Canadian financials, while providing growth and income.

Top 10 Holdings

| | |
|--------------------------------|------|
| Fairfax Financial Holdings | 3.7% |
| DBS Group Holdings | 3.3% |
| Macquarie Group | 3.1% |
| Blackstone | 2.9% |
| Ares Capital | 2.8% |
| Muenchener Rueckversicherungs | 2.8% |
| Apollo Global Management | 2.8% |
| Zurich Insurance Group | 2.7% |
| Sixth Street Specialty Lending | 2.7% |
| Chubb | 2.6% |

Fund Details

| | |
|------------------|---------------|
| Ticker | HFG |
| Exchange | TSX |
| Management fee | 0.75% |
| Inception date | Jun 26, 2020 |
| Investment Style | Active |
| Distributions | Monthly |
| Currency Hedging | Discretionary |
| Assets | \$52,385,459 |
| Risk Rating | Medium |
| Auditor | KPMG LLP |