

HMAX

# Hamilton Canadian Financials Yield Maximizer ETF



HAMILTON ETFS

YIELD %

13.93%

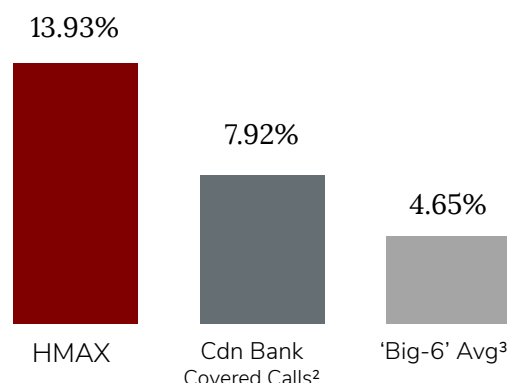
## Canada's Highest Yielding Financials ETF<sup>1</sup>

The **Hamilton Canadian Financials Yield Maximizer ETF** is designed to provide higher monthly income from Canada's 10 largest financial services companies while employing an active covered call strategy.

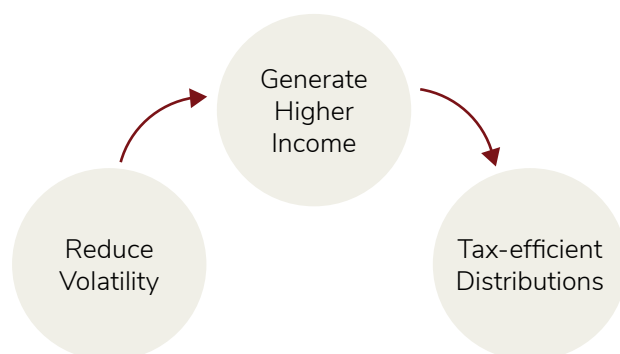
### HMAX Highlights

- 13.93% yield with monthly distributions
- Exposure to Canada's largest banks and financials with ~75% weight in the 'big-6' banks
- Active covered call strategy to enhance monthly income and reduce volatility
- Current coverage ratio ~50% (at-the-money) to generate higher income than other Canadian bank covered call ETFs

### Higher Yield



### Get More with Covered Calls



### Blue-Chip Canadian Financials



1. Based on a universe of 40 financials focused ETFs that trade on the Toronto Stock Exchange, as of February 28, 2023; 2. Cdn Bank Covered Calls average includes ZWB, CIC, and BKCC as of February 28, 2023. Source: Bloomberg, Hamilton ETFS; 3. 'Big-6' Cdn Banks is the equally weighted average of the 6 Canadian banks as of February 28, 2023. Source: Bloomberg, Hamilton ETFS

**HMAX**

# Hamilton Canadian Financials Yield Maximizer ETF

**HAMILTON ETFS**

## Investment Objective

The investment objective of HMAX is to deliver attractive monthly income, while providing exposure to a market cap-weighted portfolio of Canadian financial services stocks. To reduce volatility and augment dividend income earned on the equity holdings, HMAX will employ a covered call option writing program.

## What Makes HMAX Different?



Many covered call ETFs write options on ~30%-50% of portfolios, **out-of-the-money**

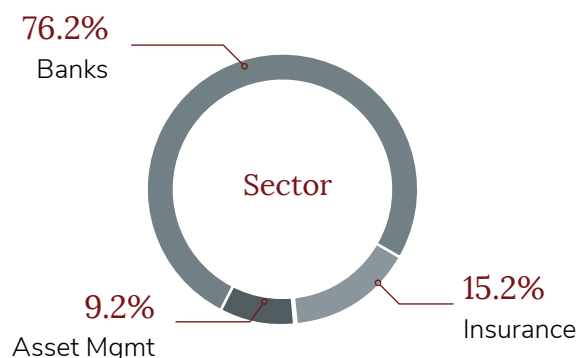


HMAX is able to **provide higher monthly** income with a dynamic covered call strategy, currently writing options on ~50% of the portfolio, **at-the-money**



This allows HMAX to generate higher options premiums while maintaining ~50% upside potential

Commissions, management fees and expenses all may be associated with investments in exchange traded funds (ETFs) managed by Hamilton ETFS. Please read the prospectus before investing. The indicated rates of return are the historical annual compounded total returns including changes in per unit value and reinvestment of all dividends or distributions and does not take into account sales, redemptions, distribution or optional charges or income taxes payable by any securityholder that would have reduced returns. Only the returns for periods of one year or greater are annualized returns. ETFs are not guaranteed, their values change frequently and past performance may not be repeated.



### Holdings

Royal Bank of Canada	23.6%
Toronto-Dominion Bank	20.4%
Bank of Montreal	11.2%
Bank of Nova Scotia	9.9%
Brookfield Corp	9.2%
CIBC	7.0%
Manulife Financial	6.2%
Sun Life Financial	4.7%
Intact Financial	4.2%
National Bank of Canada	4.1%

### Fund Details

Ticker	HMAX
Exchange	TSX
Management fee	0.65%
Inception date	Jan 20, 2023
Investment style	Covered Call
Rebalancing	Semi-Annual
Distributions	Monthly
Assets	\$142,284,125
Risk Rating	Medium