

HUM

Hamilton U.S. Mid/Small-Cap Financials ETF



HAMILTON ETFS

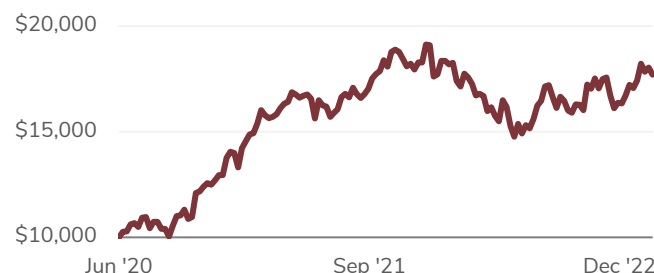
Invest in a higher growth category of U.S. financials

Hamilton U.S. Mid/Small-Cap Financials ETF (HUM) provides exposure to one of the best-performing categories in the global financials sector

HUM Highlights

- U.S. Mid-cap financials had double the return of large-caps over the last two decades
- Large and dynamic investable universe of over 550 firms with market cap exceeding US \$1.6 trillion
- Active management from team of sector specialists

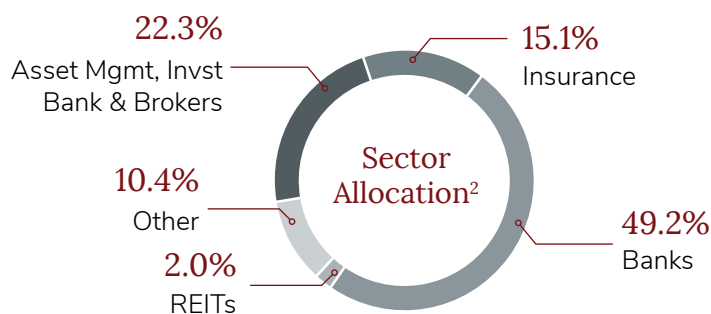
Growth of \$10,000



Returns

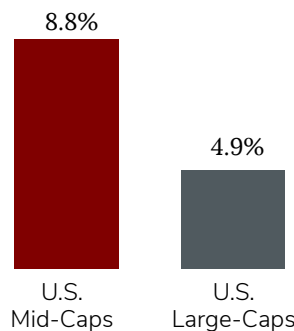
1mo	3mo	6mo	Year to Date	1yr	2yr*	Since Inception*
0.6%	0.7%	8.8%	8.6%	-2.9%	9.0%	23.9%

*Annualized



Mid-Caps outperformed

Annualized Returns Since 2000¹



1. Annualized returns of S&P MidCap 400 Financials Index (S4FINL) vs S&P 500 Financials Index (S5FINL), Jan 1, 2000-December 30, 2022. Source: Bloomberg
 2. All portfolio data as at February 28, 2023

HUM

Hamilton U.S. Mid/Small-Cap Financials Index ETF



HAMILTON ETFS


Fund Objectives

The fund seeks to generate long-term returns from an actively managed equity portfolio of U.S.-based mid and small-cap financial services companies in higher-growth markets with M&A potential.

Reasons to Invest in HUM

 Exposure to financial firms in higher-growth markets with **M&A potential**

 Premium category of companies trading at **large valuation discount** to long-term average

 **Diversified financials** exposure including banks, wealth management, exchanges and other financials

Commissions, management fees and expenses all may be associated with investments in exchange traded funds (ETFs) managed by Hamilton ETFs. Please read the prospectus before investing. The indicated rates of return are the historical annual compounded total returns including changes in per unit value and reinvestment of all dividends or distributions and does not take into account sales, redemptions, distribution or optional charges or income taxes payable by any securityholder that would have reduced returns. Only the returns for periods of one year or greater are annualized returns. ETFs are not guaranteed, their values change frequently and past performance may not be repeated.



Follow the Growth

Our portfolio management team focuses on the best financial firms operating in the highest growth regions of the United States.

Top 10 Holdings

Voya Financial	3.4%
LPL Financial Holdings	3.3%
Arch Capital Group	3.3%
Western Alliance Bancorp	3.2%
Cadence Bank	3.2%
Arthur J Gallagher	3.0%
Raymond James Financial	2.9%
Synovus Financial	2.9%
East West Bancorp	2.8%
Cboe Global Markets	2.8%

Fund Details

Ticker	HUM (CAD) HUM.U (USD)
Exchange	TSX
Management fee	0.75%
Inception date	Jun 26, 2020
Investment style	Active
Distributions	Quarterly
Assets	\$46,334,649
Risk Rating	Medium to High
Auditor	KPMG LLP