

HBA

Hamilton Australian Bank Equal-Weight Index ETF



HAMILTON ETFs

YIELD %

5.81%

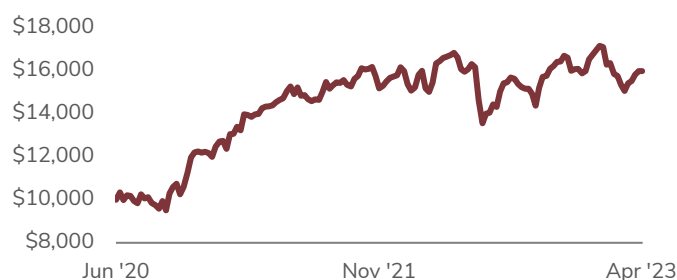
Dividend Income from Down Under

Hamilton Australian Bank Equal-Weight Index ETF (HBA) offers investors higher dividends from one of the world's best banking sectors.

HBA Highlights

- Exposure to blue-chip Australian banks, with **attractive quarterly distributions**
- One of the world's best and highest-capitalized banking sectors, operating in one of the most successful economies
- In the last 20 years, Australian banks have had similar returns and volatility — but relatively low correlations — vs Canadian banks

Growth of \$10,000

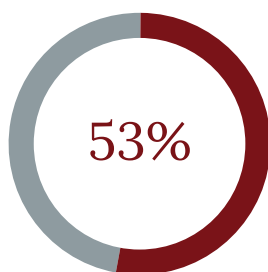


Returns

1mo	3mo	6mo	Year to Date	1yr	2yr*	Since Inception*
3.7%	-5.6%	-1.8%	0.7%	-3.8%	5.5%	18.0%

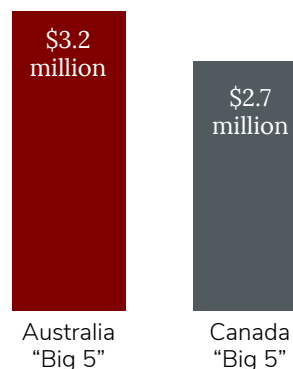
*Annualized

Low correlations to Canadian banks provides diversification benefits²



Outperformed Canada

Value of \$100k invested since August 1996¹



1. Value of \$100k invested in the Solactive Australian Banks Equal-Weight Index TR (SOLBAEWT) vs Equal-Weight portfolio of Canada's largest 5 banks, Jul 31, 1996 - Mar 31, 2023; Hamilton ETFs, Solactive AG
 2. Average monthly correlations of Solactive Australian Bank Equal-Weight Index TR (SOLBAEWT) vs Equal-Weight portfolio of Canada's largest 5 banks, August 1996 - Jun 2020; Hamilton ETFs, Solactive AG
 3. All portfolio data as at April 28, 2023

HBA

Hamilton Australian Bank Equal-Weight Index ETF

**HAMILTON ETFs**

Fund Objectives

The fund is designed to closely track the returns of the Solactive Australian Bank Equal-Weight Index TR, comprised of equal weightings of Australia's "Big-5" banks, rebalanced semi-annually.

Reasons to Invest in HBA



The Solactive Australian Bank Equal-Weight Index TR has outperformed an equal-weight index of Canada's largest banks while also providing **strong dividend income**




Diversification: many Canadian investors have a high concentration of domestic banks; Australian banks provide similar returns and volatility, with a history of outperformance



Over the last several decades, Australia's economy has been **among the world's best**

Commissions, management fees and expenses all may be associated with investments in exchange traded funds (ETFs) managed by Hamilton ETFs. Please read the prospectus before investing. The indicated rates of return are the historical annual compounded total returns including changes in per unit value and reinvestment of all dividends or distributions and does not take into account sales, redemptions, distribution or optional charges or income taxes payable by any securityholder that would have reduced returns. Only the returns for periods of one year or greater are annualized returns. ETFs are not guaranteed, their values change frequently and past performance may not be repeated.



Did you know?

Australian banks performed better than their Canadian peers during the **global financial crisis**

Top Holdings

Westpac Banking	20.3%
Commonwealth	20.2%
ANZ Group	20.2%
Macquarie Group	19.7%
National Australia Bank	19.6%

Fund Details

Ticker	HBA
Exchange	TSX
Management fee	0.55%
Inception date	Jun 26, 2020
Investment style	Index-based
Rebalancing	Semi-Annual
Distributions	Quarterly
Currency hedging	100%
Assets	\$127,263,138
Risk Rating	Medium to High
Auditor	KPMG LLP