

HCA

# Hamilton Canadian Bank Mean Reversion Index ETF



HAMILTON ETFS

YIELD %

5.43%

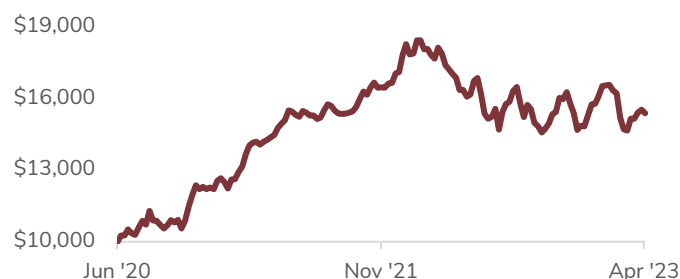
## A smarter way to invest in Canadian banks

Hamilton Canadian Bank Mean Reversion Index ETF (HCA) is a great solution for investing in Canadian banks over the long term

### HCA Highlights

- The **Solactive Canadian Bank Mean Reversion Index TR** has outperformed an equal weight portfolio of Canada's banks — especially in turbulent times
- Exposure to **Canadian banks** using a mean reversion strategy with quarterly rebalancing
- Potential for **higher long-term returns and lower downside volatility**

### Growth of \$10,000

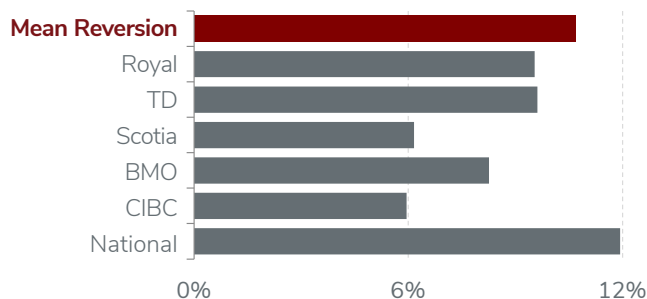


### Returns

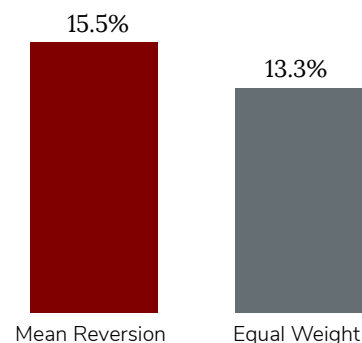
1mo	3mo	6mo	Year to Date	1yr	2yr*	Since Inception*
1.5%	-5.7%	0.4%	3.7%	-6.0%	3.1%	16.4%

\*Annualized

### Outperformed every major bank since 2007<sup>2</sup>



### Mean Reversion outperforms Equal Weight<sup>1</sup>



1. Annualized return of Solactive Canadian Bank Mean Reversion Index TR (SOLCBMRT) vs Equal Weight of "Big Five" Canadian banks as at Mar 31, 2023; source: Bloomberg, Solactive AG  
 2. Annualized returns of Solactive Canadian Bank Mean Reversion Index TR (SOLCBMRT) vs Canada's "Big 5" banks, Jan 1, 2007 - Mar 31, 2023; source: Bloomberg, Solactive AG

HCA

# Hamilton Canadian Bank Mean Reversion Index ETF



HAMILTON ETFS

## Fund Objectives

The fund is designed to closely track the returns of the Solactive Canadian Bank Mean Reversion Index TR, which applies a mean reversion strategy to Canada's "Big Six" banks. Historically, buying the laggards and selling the winners has been a winning strategy, as Canadian banks – over the long run – tend to generate similar returns.

## Reasons to Invest in HCA



Benefits of mean reversion have been greatest in periods of market turbulence



Monthly distributions

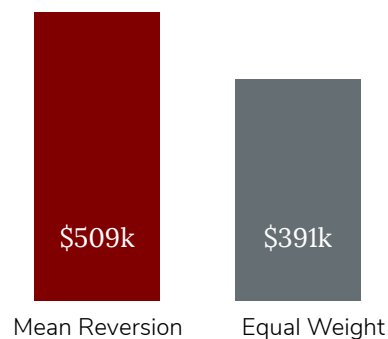


Mean reversion outperformed **every Canadian bank stock** and **equal weight portfolio** over the long term<sup>1</sup>

1. The Solactive Canadian Bank Mean Reversion Index TR (SOLCBMRT) outperformed each of Canada's "Big Five" stocks over 5, 10, 20, 30 year periods, as at Mar 31, 2023; Source: Bloomberg, Solactive AG
2. \$100,000 invested (Jan 1, 1990) in Solactive Canadian Bank Mean Reversion Index TR (SOLCBMRT) vs Equal Weight of "Big Five" Canadian banks, value as at Mar 31, 2023; source: Bloomberg, Solactive AG

Commissions, management fees and expenses all may be associated with investments in exchange traded funds (ETFs) managed by Hamilton ETFs. Please read the prospectus before investing. The indicated rates of return are the historical annual compounded total returns including changes in per unit value and reinvestment of all dividends or distributions and does not take into account sales, redemptions, distribution or optional charges or income taxes payable by any securityholder that would have reduced returns. Only the returns for periods of one year or greater are annualized returns. ETFs are not guaranteed, their values change frequently and past performance may not be repeated.

### Value of \$100k invested since 2007<sup>2</sup>



### Top Holdings

BMO	26.7%
TD	26.6%
CIBC	26.6%
RBC	6.7%
Scotia	6.7%
National Bank	6.7%

### Fund Details

Ticker	HCA
Exchange	TSX
Management fee	0.45%
Inception date	Jun 26, 2020
Investment style	Index-based, mean reversion
Rebalancing	Quarterly
Distributions	Monthly
Assets	\$90,693,870
Risk Rating	Medium
Auditor	KPMG LLP