

HFIN

Hamilton Enhanced Canadian Financials ETF



HAMILTON ETFS

YIELD %

6.54%

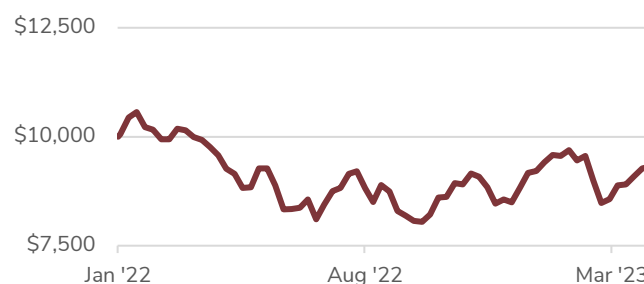
Get More from Canadian Banks & Insurers

The **Hamilton Enhanced Canadian Financials ETF (HFIN)** is designed for higher monthly income and long-term returns

HFIN Highlights

- Yield of **6.54 %** with monthly distributions
- Equal-weight exposure to Canada's 12 largest financial services companies
- The **Solactive Canadian Financials Equal-Weight Index TR (SOLCAFNT)** outperformed the S&P/TSX Capped Financials Index (SPTSFN) since inception¹
- Modest 25% cash leverage to enhance growth potential and yield

Growth of \$10,000

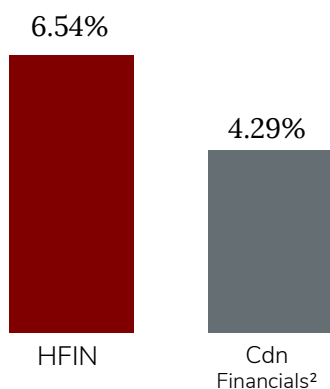


Returns

1mo	3mo	6mo	Year to Date	1yr	Since Inception*
4.9%	-1.6%	8.5%	9.7%	0.6%	-5.5%

*Annualized

Higher Yield



Large-Cap Canadian Financials



1. Annualized returns based on Solactive Canadian Financials Equal-Weight Index TR (SOLCAFNT) and S&P/TSX Capped Financials Index (Cdn Financials, SPTSFN) since April 2011. As at Apr 28, 2023. Source: Bloomberg, Solactive AG, Hamilton ETFS. 2. S&P/TSX Capped Financials Index (SPTSFN). 3. All portfolio data as at Apr 28, 2023. Source: Bloomberg, Hamilton ETFS.

HFIN

Hamilton Enhanced Canadian Financials ETF

**HAMILTON ETFS**

Investment Objective

HFIN seeks to replicate a 1.25 times multiple of the **Solactive Canadian Financials Equal-Weight Index TR (SOLCAFNT)**, comprised of equal-weightings of the top 12 largest Canadian financial services companies, while adding modest 25% cash leverage¹ to enhance growth potential and yield.

Reasons to Invest in HFIN



6.54% yield with monthly distributions



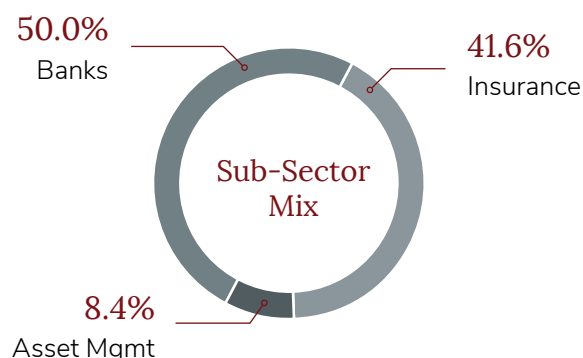
Enhanced growth potential and higher yield



Diversified exposure to large-cap Canadian banks and insurers with modest 25% leverage¹

¹Leverage is via cash borrowing (not derivatives), provided by a Canadian financial institution.

Commissions, management fees and expenses all may be associated with investments in exchange traded funds (ETFs) managed by Hamilton ETFs. Please read the prospectus before investing. The indicated rates of return are the historical annual compounded total returns including changes in per unit value and reinvestment of all dividends or distributions and does not take into account sales, redemptions, distribution or optional charges or income taxes payable by any securityholder that would have reduced returns. Only the returns for periods of one year or greater are annualized returns. ETFs are not guaranteed, their values change frequently and past performance may not be repeated.



Holdings

Fairfax Financial Holdings	8.4%
Royal Bank of Canada	8.4%
Brookfield	8.4%
Manulife Financial	8.4%
Bank of Nova Scotia	8.3%
CIBC	8.3%
Bank of Montreal	8.3%
National Bank of Canada	8.3%
Intact Financial	8.3%
Toronto-Dominion Bank	8.3%
Sun Life Financial	8.3%
Great-West Lifeco	8.2%

Fund Details

Ticker	HFIN
Exchange	TSX
Management fee	0.65%
Inception date	January 26, 2022
Investment style	Index-based
Rebalancing	Semi-Annual
Distributions	Monthly
Assets	\$90,188,538
Risk Rating	Medium to High
Auditor	KPMG LLP