

# HUTS

## Hamilton Enhanced Utilities ETF



HAMILTON ETFS

YIELD %

7.89%

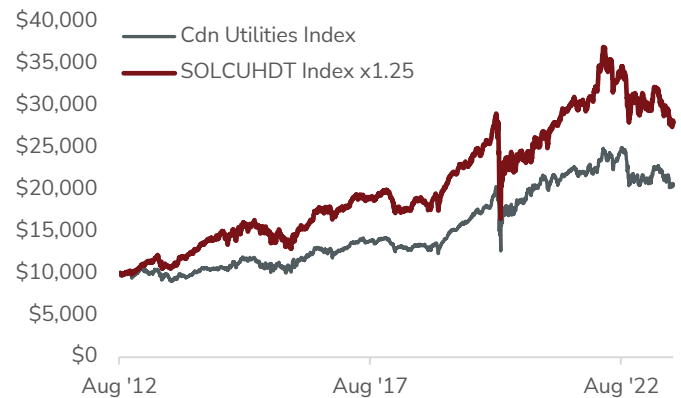
### Get More from Canadian Utilities

The **Hamilton Enhanced Utilities ETF (HUTS)** is designed for consistent, higher monthly income and long-term returns from Canadian utility, pipeline, and telecommunications companies.

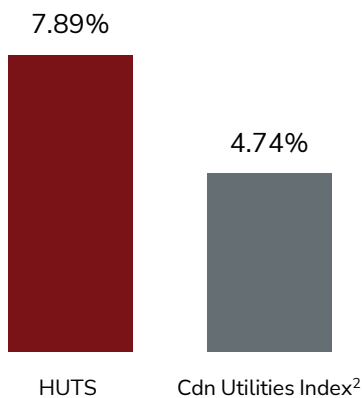
### HUTS Highlights

- Exposure to blue-chip Canadian Utility, Pipeline, and Telecom companies
- Consistent monthly dividends from a historically defensive sector
- Modest 25% leverage to enhance yield and increase growth potential
- The Solactive Canadian Utility Services High Dividend Index TR (SOLCUHDT) x 1.25 outperformed the Canadian Utilities Index<sup>1</sup>

### Index Outperformance<sup>1</sup>



### Higher Yield



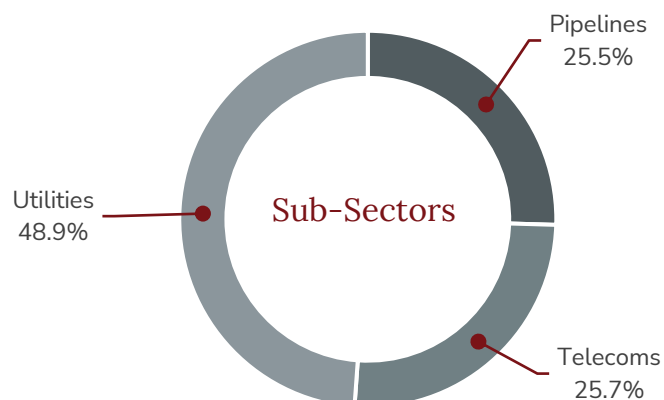
### Blue-Chip Canadian Utilities



**HUTS****Hamilton Enhanced  
Utilities ETF****HAMILTON ETFS**

## Investment Objective

The investment objective of HUTS is to replicate, to the extent reasonably possible and before the deduction of fees and expenses, a 1.25 times multiple of the performance of the Solactive Canadian Utility Services High Dividend Index TR (rebalanced semi-annually).



## Reasons to Invest in HUTS



7.89% yield with monthly distributions



Designed to provide consistent distributions and stability through all market cycle conditions



Traditionally, utilities have been regarded as a relatively defensive sector and a stable source of Canadian dividends

### Holdings

Pembina Pipeline Corp	11.2%
Hydro One Ltd	11.0%
Rogers Communications Inc	11.0%
Enbridge Inc	10.9%
BCE Inc	10.8%
Fortis Inc/Canada	10.7%
TELUS Corp	10.7%
Emera Inc	10.5%
Brookfield Infrastructure Part	10.2%
TC Energy Corp	10.2%
Algonquin Power & Utilities Co	10.2%
Brookfield Renewable Partners	9.3%

### Fund Details

Ticker	HUTS
Exchange	TSX
Management Fee	0.65%
Inception Date	Sep 1, 2022
Investment Style	Index-Based
Rebalancing	Semi-Annual
Distributions	Monthly
Assets	\$34,553,307
Risk Rating	Medium
Auditor	KPMG LLP

**HUTS****Hamilton Enhanced  
Utilities ETF****HAMILTON ETFs**

## Disclaimers

Commissions, management fees and expenses all may be associated with investments in exchange traded funds (ETFs) managed by Hamilton ETFs. Please read the prospectus before investing. The indicated rates of return are the historical annual compounded total returns including changes in per unit value and reinvestment of all dividends or distributions and does not take into account sales, redemptions, distribution or optional charges or income taxes payable by any securityholder that would have reduced returns. Only the returns for periods of one year or greater are annualized returns. ETFs are not guaranteed, their values change frequently and past performance may not be repeated. The yield is an estimate of the annualized yield an investor would receive if the most recent distribution remained unchanged for the next 12 months, stated as a percentage of the price per unit on the as at date.

1. Annualized returns based on 1.25 x Solactive Canadian Utility Services High Dividend Index TR (SOLCUHDT) vs S&P/TSX Capped Utilities Index (TTUTAR). Since Aug 15, 2012, as at August 31, 2023. Source: Bloomberg, Solactive AG, Hamilton ETFs; 2. S&P/TSX Capped Utilities Index (TTUTAR) as at August 31, 2023.