

HCAL

Hamilton Enhanced Canadian Bank ETF



HAMILTON ETFS

YIELD %

9.13%

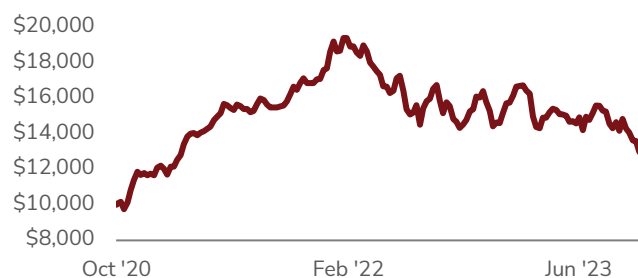
Higher Income and Growth Potential

The **Hamilton Enhanced Canadian Bank ETF (HCAL)** is designed for higher dividends and higher long-term returns

HCAL Highlights

- Exposure to Canada's big-6 banks with modest 25% leverage to enhance growth potential and yield
- Yield of 9.13%, paid monthly
- Similar volatility to the big-6 Canadian banks²

Growth of \$10,000

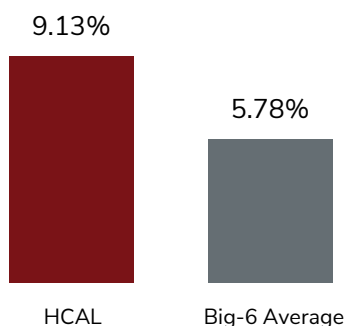


Returns

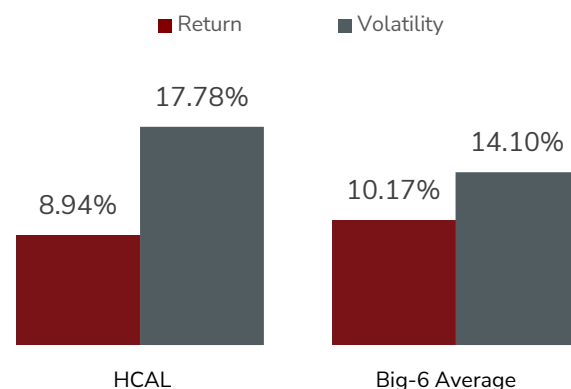
	1 mo	3 mo	6 mo	YTD	1 yr	3 yr*	Since Inception*
	-7.6%	-17.1%	-15.3%	-11.0%	-14.7%	10.0%	8.9%

*Annualized

Higher Yield¹



Return & Volatility vs. Big-6 Average^{1,2}



HCAL**Hamilton Enhanced
Canadian Bank ETF****HAMILTON ETFS**

Investment Objective³

HCAL is designed to track 1.25x the returns of the Solactive Equal Weight Canada Banks Index, investing in Canadian banks — using modest 25% cash leverage. HCAL does not use derivatives.

Reasons to Invest in HCAL



Equal-weight exposure to Canada's "Big Six" banks



Modest leverage of 25% increases dividend yield and growth potential



9.13% yield with monthly distributions

Holdings

Hamilton Canadian Bank Equal-Weight Index ETF (HEB)	126.1%
HEB COMPONENTS	
Toronto-Dominion Bank	17.3%
National Bank of Canada	17.0%
Canadian Imperial Bank of Commerce	16.6%
Royal Bank of Canada	16.6%
Bank of Montreal	16.5%
Bank of Nova Scotia	15.9%

Fund Details

Ticker	HCAL
Exchange	TSX
Management Fee	0.65%
Inception Date	October 14, 2020
Investment Style	Index-Based
Distributions	Monthly
Assets	\$375,895,223
Risk Rating	Medium to High
Auditor	KPMG LLP

HCAL**Hamilton Enhanced
Canadian Bank ETF****HAMILTON ETFs**

Disclaimers

Commissions, management fees and expenses all may be associated with investments in exchange traded funds (ETFs) managed by Hamilton ETFs. Please read the prospectus before investing. The indicated rates of return are the historical annual compounded total returns including changes in per unit value and reinvestment of all dividends or distributions and does not take into account sales, redemptions, distribution or optional charges or income taxes payable by any securityholder that would have reduced returns. Only the returns for periods of one year or greater are annualized returns. ETFs are not guaranteed, their values change frequently and past performance may not be repeated. The yield is an estimate of the annualized yield an investor would receive if the most recent distribution remained unchanged for the next 12 months, stated as a percentage of the price per unit on the as at date.

1. Big-6 average is the Solactive Equal Weight Canada Banks Index (SOLCBEW). As at October 31, 2023. Source: Bloomberg, Hamilton ETFs; 2. Volatility is the annualized standard deviation of daily returns since Oct 14, 2020. As at October 31, 2023. Source: Bloomberg, Hamilton ETFs; 3. Effective April 14, 2023, the investment objective of the Hamilton Enhanced Canadian Bank ETF (HCAL) was changed to equal weight exposure from its prior mean reversion approach. In certain markets, the current approach is expected to outperform the prior. Please refer to the disclosure documents of HCAL at www.hamiltonetfs.com.