

**HFIN**

# Hamilton Enhanced Canadian Financials ETF



HAMILTON ETFS

YIELD %

**7.34%**

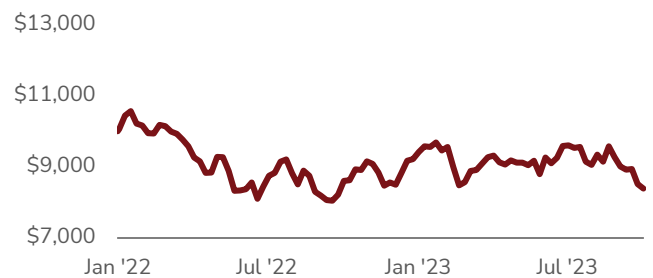
## Get More from Canadian Banks & Insurers

The **Hamilton Enhanced Canadian Financials ETF (HFIN)** is designed for higher monthly income and long-term returns

### HFIN Highlights

- Yield of 7.34% with monthly distributions
- Equal-weight exposure to Canada's 12 largest financial services companies
- The Solactive Canadian Financials Equal-Weight Index TR (SOLCAFNT) outperformed the S&P/TSX Capped Financials Index (SPTSFN) since inception<sup>1</sup>
- Modest 25% cash leverage to enhance growth potential and yield

### Growth of \$10,000

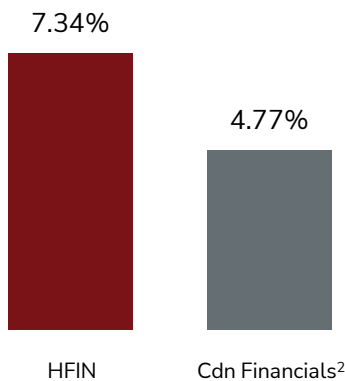


### Returns

	1 mo	3 mo	6 mo	YTD	1 yr	3 yr*	Since Inception*
	-4.8%	-10.7%	-7.9%	0.9%	-0.2%	-	-8.4%

\*Annualized

### Higher Yield



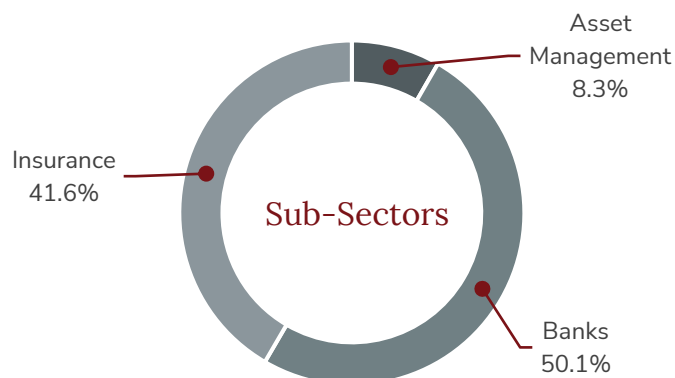
### Large-Cap Canadian Financials



**HFIN****Hamilton Enhanced  
Canadian Financials ETF****HAMILTON ETFS**

## Investment Objective

HFIN seeks to replicate a 1.25 times multiple of the Solactive Canadian Financials Equal-Weight Index TR (SOLCAFNT), comprised of equal-weightings of the top 12 largest Canadian financial services companies, while adding modest 25% cash leverage<sup>3</sup> to enhance growth potential and yield.



## Reasons to invest in HFIN



7.34% yield with monthly distributions



Enhanced growth potential and higher yield



Diversified exposure to large-cap Canadian banks and insurers with modest 25% leverage<sup>3</sup>

### Holdings

Canadian Imperial Bank of Commerce	10.5%
Royal Bank of Canada	10.5%
Sun Life Financial	10.5%
Bank of Montreal	10.4%
Intact Financial	10.4%
Toronto-Dominion Bank	10.4%
Great-West Lifeco	10.4%
Brookfield Corp	10.4%
Bank of Nova Scotia	10.4%
Manulife Financial	10.4%
National Bank of Canada	10.4%
Fairfax Financial Holdings	10.3%

### Fund Details

Ticker	HFIN
Exchange	TSX
Management Fee	0.65%
Inception Date	January 26, 2022
Investment Style	Index-Based
Rebalancing	Semi-Annual
Distributions	Monthly
Assets	\$90,621,731
Risk Rating	Medium to High
Auditor	KPMG LLP

**HFIN**

# Hamilton Enhanced Canadian Financials ETF

**HAMILTON ETFs**

## Disclaimers

Commissions, management fees and expenses all may be associated with investments in exchange traded funds (ETFs) managed by Hamilton ETFs. Please read the prospectus before investing. The indicated rates of return are the historical annual compounded total returns including changes in per unit value and reinvestment of all dividends or distributions and does not take into account sales, redemptions, distribution or optional charges or income taxes payable by any securityholder that would have reduced returns. Only the returns for periods of one year or greater are annualized returns. ETFs are not guaranteed, their values change frequently and past performance may not be repeated. The yield is an estimate of the annualized yield an investor would receive if the most recent distribution remained unchanged for the next 12 months, stated as a percentage of the price per unit on the as at date.

1. Annualized returns based on Solactive Canadian Financials Equal-Weight Index TR (SOLCAFNT) and S&P/TSX Capped Financials Index (Cdn Financials, SPTSFN) since April 2011. As at October 31, 2023. Source: Bloomberg, Solactive AG, Hamilton ETFs; 2. S&P/TSX Capped Financials Index (SPTSFN). 3. Leverage is via cash borrowing (not derivatives), provided by a Canadian financial institution.