

HUTS

Hamilton Enhanced Utilities ETF



HAMILTON ETFS

YIELD %

7.82%

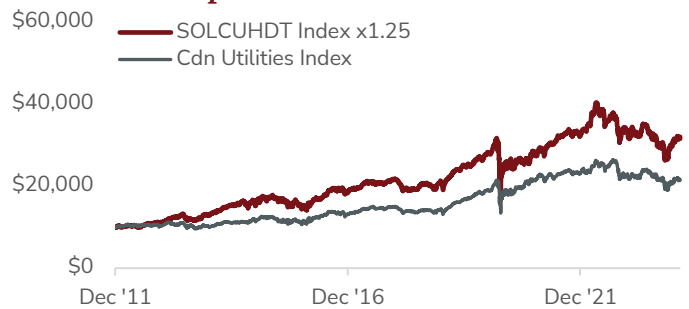
Get More from Canadian Utilities

The **Hamilton Enhanced Utilities ETF (HUTS)** is designed for consistent, higher monthly income and long-term returns from Canadian utility, pipeline, and telecommunications companies.

HUTS Highlights

- Exposure to blue-chip Canadian Utility, Pipeline, and Telecom companies
- Consistent monthly dividends from a historically defensive sector
- Modest 25% cash leverage to enhance yield and increase growth potential
- The Solactive Canadian Utility Services High Dividend Index TR (SOLCUHDT) x 1.25 outperformed the Canadian Utilities Index¹

Index Outperformance¹

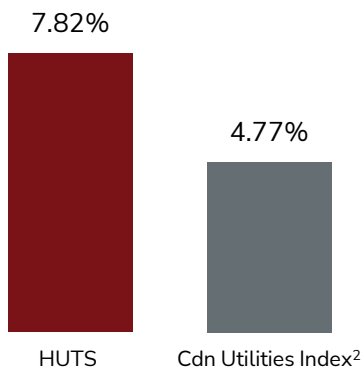


Returns

	1 mo	3 mo	6 mo	YTD	1 yr	3 yr*	Since Inception*
	0.6%	16.0%	-0.1%	0.6%	-8.3%	-	-11.6%

*Annualized

Higher Yield



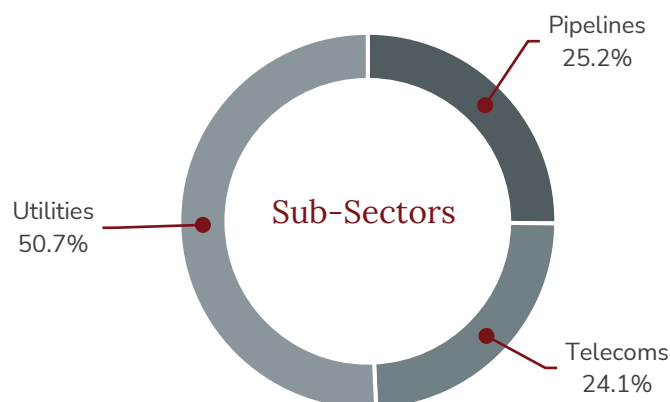
Blue-Chip Canadian Utilities



HUTS**Hamilton Enhanced
Utilities ETF****HAMILTON ETFS**

Investment Objective

The investment objective of HUTS is to replicate, to the extent reasonably possible and before the deduction of fees and expenses, a 1.25 times multiple of the performance of the Solactive Canadian Utility Services High Dividend Index TR (rebalanced semi-annually).



Reasons to Invest in HUTS



7.82% yield with monthly distributions



Designed to provide consistent distributions and stability through all market cycle conditions



Traditionally, utilities have been regarded as a relatively defensive sector and a stable source of Canadian dividends

Holdings

Brookfield Infrastructure Part	11.6%
Hydro One Ltd	10.7%
TC Energy Corp	10.6%
Pembina Pipeline Corp	10.5%
Brookfield Renewable Partners	10.5%
Rogers Communications Inc	10.5%
AltaGas Ltd	10.4%
Enbridge Inc	10.4%
Emera Inc	10.1%
Fortis Inc/Canada	10.1%
BCE Inc	10.1%
TELUS Corp	9.7%

Fund Details

Ticker	HUTS
Exchange	TSX
Management Fee	0.65%
Inception Date	Sep 1, 2022
Investment Style	Index-Based
Rebalancing	Semi-Annual
Distributions	Monthly
Assets	\$66,688,482
Risk Rating	Medium
Auditor	KPMG LLP

HUTS**Hamilton Enhanced
Utilities ETF****HAMILTON ETFS**

Disclaimers

Commissions, management fees and expenses all may be associated with investments in exchange traded funds (ETFs) managed by Hamilton ETFs. Please read the prospectus before investing. The indicated rates of return are the historical annual compounded total returns including changes in per unit value and reinvestment of all dividends or distributions and does not take into account sales, redemptions, distribution or optional charges or income taxes payable by any securityholder that would have reduced returns. Only the returns for periods of one year or greater are annualized returns. ETFs are not guaranteed, their values change frequently and past performance may not be repeated. The yield is an estimate of the annualized yield an investor would receive if the most recent distribution remained unchanged for the next 12 months, stated as a percentage of the price per unit on the as at date.

1. Annualized returns based on 1.25 x Solactive Canadian Utility Services High Dividend Index TR (SOLCUHDT) vs S&P/TSX Capped Utilities Index (TTUTAR). Since Dec 7, 2011, as at January 31, 2024. Source: Bloomberg, Solactive AG, Hamilton ETFs; 2. S&P/TSX Capped Utilities Index (TTUTAR) as at January 31, 2024.