

# HDIV

## Hamilton Enhanced Multi-Sector Covered Call ETF



HAMILTON ETFS

YIELD %

**12.29%**

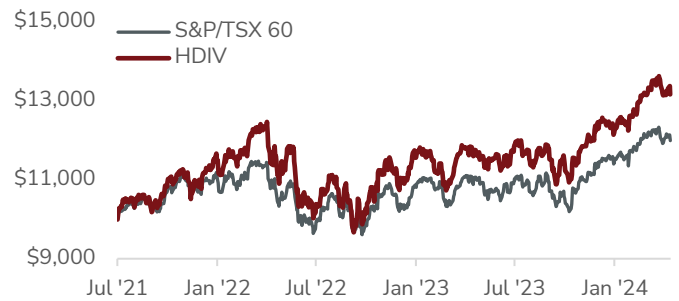
### Delivering You More Income, Every Month

The **Hamilton Enhanced Multi-Sector Covered Call ETF (HDIV)** is designed to help long-term investors meet their monthly income needs.

### HDIV Highlights

- Yield of 12.29% with monthly distributions
- Portfolio of primarily sector covered call ETFs with a sector mix broadly similar to the S&P/TSX 60
- HDIV has outperformed the S&P/TSX 60 by 3.60% since inception<sup>2</sup>
- Modest cash leverage of 25% to enhance yield and growth potential

### Growth of \$10,000<sup>1</sup>

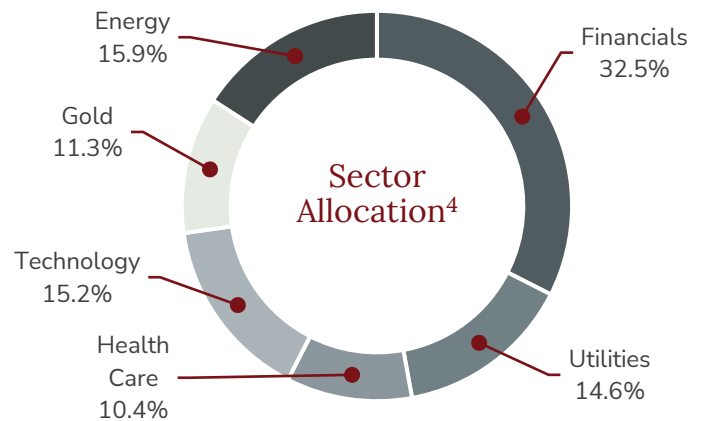
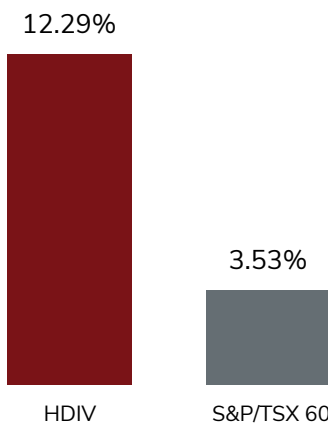


### Returns

	1 mo	3 mo	6 mo	YTD	1 yr	3 yr*	Since Inception*
	-2.6%	5.8%	19.5%	5.3%	11.1%	-	10.4%

\*Annualized

### Higher Yield vs S&P/TSX 60<sup>3</sup>



# HDIV

## Hamilton Enhanced Multi-Sector Covered Call ETF



### HAMILTON ETFS

### Investment Objective

The fund seeks to provide attractive monthly income and long-term capital appreciation from a diversified, multisector portfolio of primarily covered call ETFs focused on Canada.

### Reasons to Invest in HDIV



Higher monthly income with 12.29% yield



Sector mix broadly similar to S&P/TSX 60 with greater diversification



Increased growth potential vs individual covered call ETFs



Higher yielding alternative vs broad-based index ETFs and individual covered call strategies



### Why Add Modest Leverage?

HDIV provides a higher yield with more upside potential for long-term investors

#### Holdings

Hamilton Enhanced Canadian Financials ETF	21.6%
Hamilton Energy YIELD MAXIMIZER™ ETF	19.9%
Hamilton Technology YIELD MAXIMIZER™ ETF	19.1%
Hamilton Canadian Financials YIELD MAXIMIZER™	19.1%
Hamilton Gold Producer YIELD MAXIMIZER™ ETF	14.2%
Hamilton Healthcare YIELD MAXIMIZER™ ETF	13.1%
Hamilton Utilities YIELD MAXIMIZER™ ETF	12.3%
Hamilton Enhanced Utilities ETF	6.0%

#### Fund Details

Ticker	HDIV
Exchange	TSX
Management Fee	0.00% (subject to the fees of the underlying portfolio ETFs)
Inception Date	July 19, 2021
Distributions	Monthly
Assets	\$389,534,324
Risk Rating	Medium
Auditor	KPMG LLP

**HDIV**

# Hamilton Enhanced Multi-Sector Covered Call ETF

**HAMILTON ETFs**

## Disclaimers

Commissions, management fees and expenses all may be associated with investments in exchange traded funds (ETFs) managed by Hamilton ETFs. Please read the prospectus before investing. The indicated rates of return are the historical annual compounded total returns including changes in per unit value and reinvestment of all dividends or distributions and does not take into account sales, redemptions, distribution or optional charges or income taxes payable by any securityholder that would have reduced returns. Only the returns for periods of one year or greater are annualized returns. ETFs are not guaranteed, their values change frequently and past performance may not be repeated. The yield is an estimate of the annualized yield an investor would receive if the most recent distribution remained unchanged for the next 12 months, stated as a percentage of the price per unit on the as at date.

1. Value of \$10,000 invested since inception of HDIV vs S&P/TSX 60 as at April 30, 2024. Source: Hamilton ETFs, Bloomberg; 2. Based on total returns since inception on July 19, 2021. As at April 30, 2024. Source: Bloomberg; 3. Yield of HDIV vs S&P/TSX 60 as at April 30, 2024. Source: Hamilton ETFs, Bloomberg; 4. All portfolio data as at April 30, 2024.