

**HYLD**

**Hamilton Enhanced U.S. Covered Call ETF**



**HAMILTON ETFS**

YIELD %

**13.09%**

**Delivering You More U.S. Income, Every Month**

The **Hamilton Enhanced U.S. Covered Call ETF (HYLD, HYLD.U)** is designed to help long-term investors meet their monthly income needs in CAD/USD.

**HYLD Highlights**

- 13.09% yield with monthly distributions
- Portfolio of primarily U.S. covered call ETFs with similar sector mix to S&P 500
- Available for purchase in CAD-Hedged (HYLD) and USD-Unhedged (HYLD.U)
- HYLD has had similar performance and volatility as the S&P 500 (CAD-Hedged)<sup>1,4</sup>

**Growth of \$10,000<sup>2</sup>**

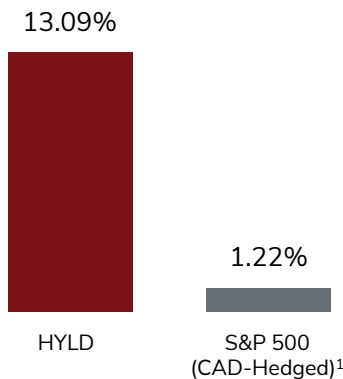


**Returns**

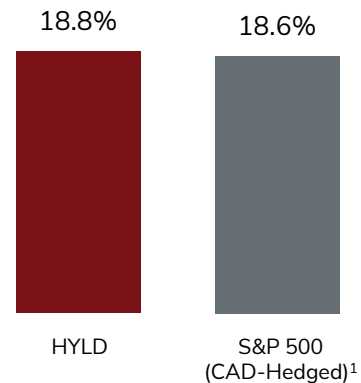
	1 mo	3 mo	6 mo	YTD	1 yr	3 yr*	Since Inception*
	-4.1%	4.4%	18.6%	6.2%	16.1%	-	1.9%

\*Annualized

**Higher Yield<sup>3</sup>**



**Similar Volatility to S&P 500<sup>1,4</sup>**



# HYLD

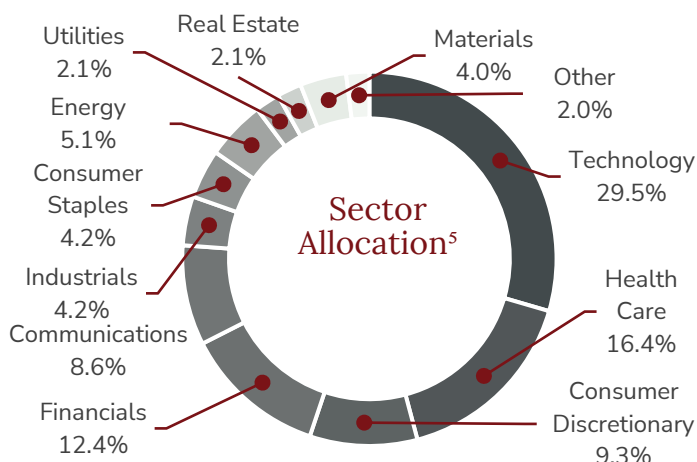
## Hamilton Enhanced U.S. Covered Call ETF



HAMILTON ETFS

### Investment Objective

The fund seeks to provide attractive monthly income and long-term capital appreciation from a diversified, multisector portfolio of primarily covered call ETFs, primarily focused on the U.S.



### Reasons to Invest in HYLD



13.09% yield with monthly distributions



Sector mix broadly similar to S&P 500



Higher yielding alternative to S&P 500



Modest cash leverage of 25% to enhance growth potential and yield

### Holdings

Hamilton U.S. Equity YIELD MAXIMIZER™ ETF	65.9%
Hamilton Technology YIELD MAXIMIZER™ ETF	27.4%
Hamilton Healthcare YIELD MAXIMIZER™ ETF	12.4%
Hamilton U.S. Financials YIELD MAXIMIZER™ ETF	8.4%
Hamilton Gold Producer YIELD MAXIMIZER™ ETF	6.0%
Hamilton Energy YIELD MAXIMIZER™ ETF	4.3%
Hamilton U.S. Bond YIELD MAXIMIZER™ ETF	2.3%

### Fund Details

Ticker	HYLD (CAD, hedged) HYLD.U (USD, unhedged)
Exchange	TSX
Management Fee	0.00% (subject to the fees of the underlying portfolio ETFs)
Inception Date	February 4, 2022
Distributions	Monthly
Assets	\$513,332,302
Risk Rating	Medium
Auditor	KPMG LLP

**HYLD**

# Hamilton Enhanced U.S. Covered Call ETF

**HAMILTON ETFs**

## Disclaimers

Commissions, management fees and expenses all may be associated with investments in exchange traded funds (ETFs) managed by Hamilton ETFs. Please read the prospectus before investing. The indicated rates of return are the historical annual compounded total returns including changes in per unit value and reinvestment of all dividends or distributions and does not take into account sales, redemptions, distribution or optional charges or income taxes payable by any securityholder that would have reduced returns. Only the returns for periods of one year or greater are annualized returns. ETFs are not guaranteed, their values change frequently and past performance may not be repeated. The yield is an estimate of the annualized yield an investor would receive if the most recent distribution remained unchanged for the next 12 months, stated as a percentage of the price per unit on the as at date.

1. S&P 500 (CAD Hedged) is represented by the Vanguard S&P 500 Index ETF (CAD-hedged) (VSP). As at April 30, 2024. 2. Value of \$10,000 invested since inception of HYLD vs VSP, source: Bloomberg. 3. Current annualized yield of HYLD vs VSP, source: Bloomberg, Hamilton ETFs. 4. Volatility is the annualized standard deviation of daily returns since HYLD inception vs VSP, source: Bloomberg, Hamilton ETFs. 5. Sector allocations are as at February 14, 2024. Source: Bloomberg, Hamilton ETFs