

HCA

# Hamilton Canadian Bank Mean Reversion Index ETF



HAMILTON ETFS

YIELD %

5.47%

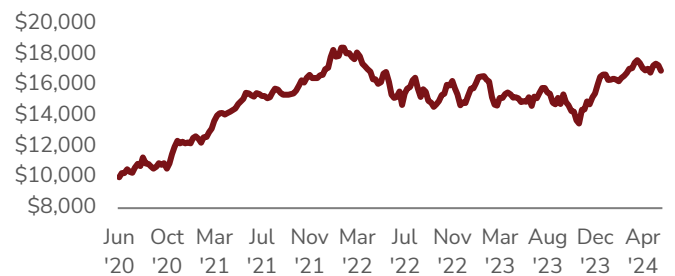
## A Smarter Way to Invest in Canadian Banks

The **Hamilton Canadian Bank Mean Reversion Index ETF (HCA)** is a great solution for investing in Canadian banks over the long-term.

### HCA Highlights

- The **Solactive Canadian Bank Mean Reversion Index TR** has outperformed an equal weight portfolio of Canada's banks — especially in turbulent times
- Exposure to **Canadian banks** using a mean reversion strategy with quarterly rebalancing
- Potential for higher long-term returns and lower downside volatility

### Growth of \$10,000

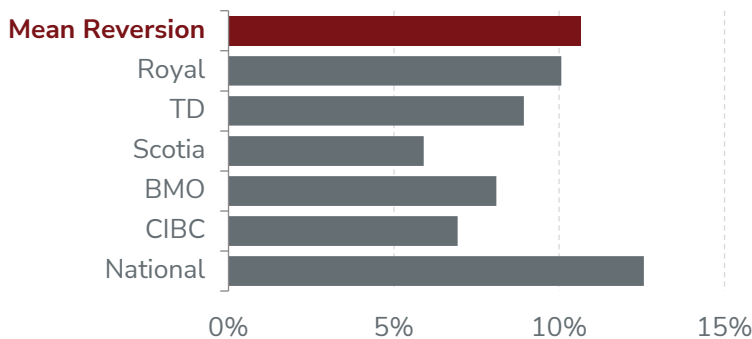


### Returns

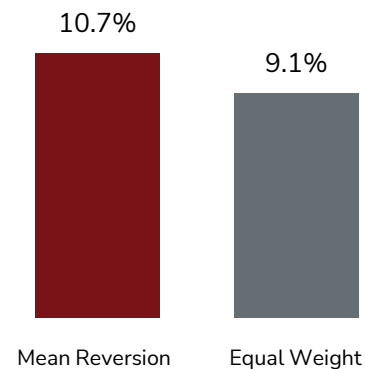
	1 mo	3 mo	6 mo	YTD	1 yr	3 yr*	Since Inception*
	-0.1%	1.3%	12.3%	1.5%	16.0%	3.2%	14.3%

\*Annualized

### Outperformed the Average Bank since 2007<sup>1</sup>



### Mean Reversion Outperforms Equal-Weight<sup>2</sup>



HCA

# Hamilton Canadian Bank Mean Reversion Index ETF



HAMILTON ETFS

## Investment Objective

The fund is designed to closely track the returns of the Solactive Canadian Bank Mean Reversion Index TR, which applies a mean reversion strategy to Canada's "Big Six" banks. Historically, buying the laggards and selling the winners has been a winning strategy, as Canadian banks – over the long run – tend to generate similar returns.

## Reasons to Invest in HCA



Benefits of mean reversion have been greatest in periods of market turbulence

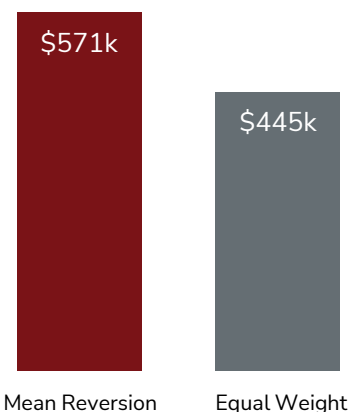


Monthly distributions



Mean reversion outperformed an **equal weight portfolio** of Canadian bank stocks over the long term<sup>1,2</sup>

## Value of \$100k Invested since 2007<sup>3</sup>



Mean Reversion

Equal Weight

## Holdings

Bank of Nova Scotia	27.3%
Bank of Montreal	26.3%
Toronto-Dominion Bank	25.1%
Royal Bank of Canada	7.4%
National Bank of Canada	7.0%
Canadian Imperial Bank of Commerce	6.9%

## Fund Details

Ticker	HCA
Exchange	TSX
Management Fee	0.29%
Inception Date	June 26, 2020
Investment Style	Index-Based, Mean Reversion
Rebalancing	Quarterly
Distributions	Monthly
Assets	\$72,403,616
Risk Rating	Medium to High
Auditor	KPMG LLP

**HCA**

# Hamilton Canadian Bank Mean Reversion Index ETF

**HAMILTON ETFs**

## Disclaimers

Commissions, management fees and expenses all may be associated with investments in exchange traded funds (ETFs) managed by Hamilton ETFs. Please read the prospectus before investing. The indicated rates of return are the historical annual compounded total returns including changes in per unit value and reinvestment of all dividends or distributions and does not take into account sales, redemptions, distribution or optional charges or income taxes payable by any securityholder that would have reduced returns. Only the returns for periods of one year or greater are annualized returns. ETFs are not guaranteed, their values change frequently and past performance may not be repeated. The yield is an estimate of the annualized yield an investor would receive if the most recent distribution remained unchanged for the next 12 months, stated as a percentage of the price per unit on the as at date.

1. Annualized returns of Solactive Canadian Bank Mean Reversion Index TR (SOLCBMRT) vs Canada's "Big 6" banks, March 16, 2007 to May 31, 2024; source: Bloomberg, Solactive AG ; 2. Annualized return of Solactive Canadian Bank Mean Reversion Index TR (SOLCBMRT) vs Solactive Equal Weight Canada Banks Index (SOLCBEW), March 16, 2007 to May 31, 2024; source: Bloomberg, Solactive AG; 3. \$100,000 invested (Jan 1, 1990) in Solactive Canadian Bank Mean Reversion Index TR (SOLCBMRT) vs Equal Weight of "Big Five" Canadian banks, value as at May 31, 2024; source: Bloomberg, Solactive AG