



HAMILTON ETFs

ETF Facts

January 9, 2025

Hamilton Enhanced U.S. Covered Call ETF

HYLD - (C\$ Units) - CDN\$ Hedged Units

Manager: Hamilton Capital Partners Inc.

This document contains key information you should know about Hamilton Enhanced U.S. Covered Call ETF. You can find more details about this exchange traded fund (ETF) in its prospectus. Ask your representative for a copy, contact Hamilton Capital Partners Inc. (Hamilton ETFs) at etf@hamiltonetfs.com or 416.941.9888, or visit www.hamiltonetfs.com.

Before you invest, consider how the ETF would work with your other investments and your tolerance for risk.

This ETF is an ALTERNATIVE MUTUAL FUND. It has the ability to invest in asset classes or use investment strategies that are not permitted for other types of mutual funds. The specific features that differentiate this fund from other types of mutual funds include borrowing to purchase additional equity securities, which creates leverage in the portfolio. While this leverage will be used in accordance with the ETF's objectives and strategies, during certain market conditions it may accelerate the pace at which your investment decreases in value.

Effective February 7, 2024, Hamilton ETFs is permanently reducing the management fee on units of the ETF such that the annual management fee is nil. The ETF intends to invest in other exchange traded funds that are managed by Hamilton ETFs. Such other funds the ETF invests in will, however, pay applicable management fees to Hamilton ETFs. As a result, the actual aggregate management fees indirectly payable by investors in respect of an investment in the ETF will be greater than nil.

Quick facts

Date ETF started:	February 4, 2022	Fund manager:	Hamilton Capital Partners Inc.
Total value on December 31, 2024:	\$672.3 Million	Portfolio manager:	Hamilton Capital Partners Inc.
Management expense ratio (MER):	2.37%	Distributions:	Monthly

Trading information (12 months ending December 31, 2024)

Ticker symbol:	HYLD	Average daily volume:	285,735 units
Exchange:	Toronto Stock Exchange (TSX)	Number of days traded:	252 out of 252 trading days
Currency:	Canadian dollars		

Pricing information (12 months ending December 31, 2024)

Market price:	\$12.16 - \$14.46	Average bid-ask spread:	0.10%
Net asset value {NAV}::	\$12.15 - \$14.46		

For more updated Quick Facts, Trading Information and Pricing Information, visit www.hamiltonetfs.com

What does the ETF invest in?

The investment objective of HYLD is to provide attractive monthly income and long-term capital appreciation from a diversified, multi-sector portfolio of primarily covered call ETFs, primarily focused on the U.S.

HYLD uses leverage in order to seek to achieve its investment objective. Leverage is created through the use of cash borrowings or as otherwise permitted under applicable securities legislation. The maximum aggregate leverage of HYLD will not exceed approximately 25% of its net asset value.

The charts below give you a snapshot of the ETF's investments on December 31, 2024. The ETF's investments will change.

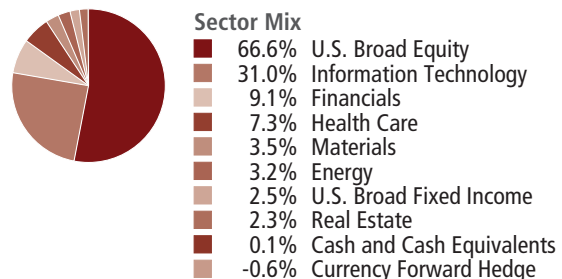
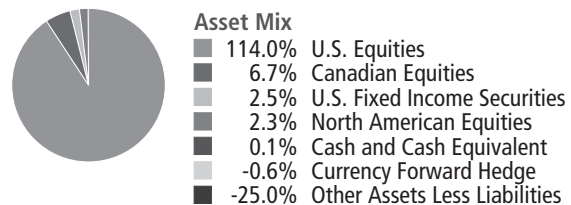
Top 10 investments (as at December 31, 2024)

1. Hamilton U.S. Equity YIELD MAXIMIZER™ ETF	66.6%
2. Hamilton Technology YIELD MAXIMIZER™ ETF	31.0%
3. Hamilton U.S. Financials YIELD MAXIMIZER™ ETF	9.1%
4. Hamilton Healthcare YIELD MAXIMIZER™ ETF	7.3%
5. Hamilton Gold Producer YIELD MAXIMIZER™ ETF	3.5%
6. Hamilton Energy YIELD MAXIMIZER™ ETF	3.2%
7. Hamilton REITs YIELD MAXIMIZER™ ETF	2.3%
8. Hamilton U.S. T-Bill YIELD MAXIMIZER™ ETF	1.3%
9. Hamilton U.S. Bond YIELD MAXIMIZER™ ETF	1.2%
10. Cash and Cash Equivalents	0.1%

Total percentage of top 10 investments 125.6%

Total number of investments: 9

Investment mix (as at December 31, 2024)



How risky is it?

The value of the ETF can go down as well as up. You could lose money.

One way to gauge risk is to look at how much an ETF's returns change over time. This is called "volatility".

In general, ETF's with higher volatility will have returns that change more over time. They typically have a greater chance of losing money and may have a greater chance of higher returns. ETFs with lower volatility tend to have returns that change less over time. They typically have lower returns and may have a lower chance of losing money.

Risk rating

Hamilton Capital Partners Inc. has rated the volatility of this ETF as **Medium**.

This rating is based on how much the ETF's returns have changed from year to year. It doesn't tell you how volatile the ETF will be in the future. The rating can change over time. An ETF with a low risk rating can still lose money.



For more information about the risk rating and specific risks that can affect the ETF's returns, see the "Risk Factors" section of the ETF's prospectus.

No guarantees

ETFs do not have any guarantees. You may not get back the amount of money you invest.

How has the ETF performed?

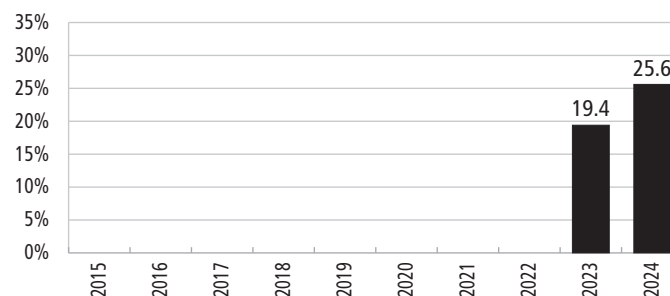
This section tells you how units of the ETF have performed over the past 2 years.

Returns, which are calculated using the ETF's net asset value (NAV), are after expenses have been deducted. These expenses reduce the ETF's returns.

Year-by-year returns

This chart shows how units of the ETF performed in each of the past 2 completed calendar years. The ETF dropped in value in 0 of the 2 years.

The range of returns and change from year to year can help you assess how risky the ETF has been in the past. It does not tell you how the ETF will perform in the future.



Best and worst 3-month returns

This table shows the best and worst returns for units of the ETF in a 3-month period over the past 2 full calendar years. The best and worst 3-month returns could be higher or lower in the future. Consider how much of a loss you could afford to take in a short period of time.

	Return	3 months ending	If you invested \$1,000 at the beginning of the period
Best return	13.6%	January 31, 2024	Your investment would have risen to \$1,136
Worst return	-8.0%	October 31, 2024	Your investment would have dropped to \$920

Average return

As at December 31, 2024, a person who invested \$1,000 in the ETF at inception now has \$1,234. This works out to an annual compound return of 7.5%.

Trading ETFs

ETFs hold a basket of investments, like mutual funds, but trade on exchanges like stocks. Here are a few things to keep in mind when trading ETFs:

Pricing

ETFs have two sets of prices: market price and net asset value (NAV).

Market price

- ETFs are bought and sold on exchanges at the market price. The market price can change throughout the trading day. Factors like supply, demand, and changes in the value of an ETF's investments can effect the market price.
- You can get price quotes any time during the trading day. Quotes have two parts: **bid** and **ask**.

- The bid is the highest price a buyer is willing to pay if you want to sell your ETF units. The ask is the lowest price a seller is willing to accept if you want to buy ETF units. The difference between the two is called the “**bid-ask spread**”.
- In general, a smaller bid-ask spread means the ETF is more liquid. That means you are more likely to get the price you expect.

Net asset value (NAV)

- Like mutual funds, ETFs have a NAV. It is calculated after the close of each trading day and reflects the value of an ETF’s investments at that point in time.
- NAV is used to calculate financial information for reporting purposes – like the returns shown in this document.

Orders

There are two main options for placing trades: market orders and limit orders. A market order lets you buy or sell units at the current market price. A limit order lets you set the price at which you are willing to buy or sell units.

Timing

In general, market prices of ETFs can be more volatile around the start and end of the trading day. Consider using a limit order or placing a trade at another time during the trading day.

Who is this ETF for?

Investors who:

- Seek regular (monthly) dividend income with long-term capital growth
- Want a levered (~125%), Canadian dollar exposure to a diversified portfolio of U.S.-focused covered calls ETFs
- Are comfortable with medium investment risk (i.e., can handle the ups and downs of the markets).

A word about tax

In general, you'll have to pay income tax on any money you make on an ETF. How much you pay depends on the tax laws where you live and whether or not you hold the ETF in a registered plan, such as a Registered Retirement Savings Plan or a Tax-Free Savings Account.

Keep in mind that if you hold your ETF in a non-registered account, distributions from the ETF are included in your taxable income, whether you get them in cash or have them reinvested.

How much does it cost?

This section shows the fees and expenses you could pay to buy, own and sell units of the ETF. Fees and expenses, including any trailing commissions, can vary among ETFs.

Higher commissions can influence representatives to recommend one investment over another. Ask about other ETFs and investments that may be suitable for you at a lower cost.

1. Brokerage commissions

You may have to pay a commission every time you buy and sell units of the ETF. Commissions may vary by brokerage firm. Some brokerage firms may offer commission-free ETFs or require a minimum purchase amount.

2. ETF expenses

You don't pay these expenses directly. They affect you because they reduce the ETF's returns.

As of June 30, 2024, the ETF's expenses were 2.44% of its value. This equals \$24.40 for every \$1,000 invested.

Annual rate (as a % of the ETF's value)

Management expense ratio (MER)

This is the total of the ETF's management fee and operating expenses. Hamilton ETFs waived some of the ETF's expenses. If it had not done so, the MER would have been higher.

2.37%

Trading expense ratio (TER)

These are the ETF's trading costs.

0.07%

ETF expenses

2.44%

Trailing commission

A trailing commission is an ongoing commission. If an ETF has a trailing commission, it is paid for as long as you own the ETF, in exchange for the services and advice that your representative and their firm provide to you.

This ETF does not have a trailing commission.

What if I change my mind?

Under securities law in some provinces and territories, you have the right to cancel your purchase within 48 hours after you receive confirmation of the purchase.

In some provinces and territories, you also have the right to cancel a purchase, or in some jurisdictions, claim damages, if the prospectus, ETF Facts or financial statements contain a misrepresentation. You must act within the time limit set by the securities law in your province or territory.

For more information, see the securities law of your province or territory or ask a lawyer.

For more information

Contact Hamilton Capital Partners Inc. or your representative for a copy of the ETF's prospectus and other disclosure documents. These documents and the ETF Facts make up the ETF's legal documents.

Hamilton Capital Partners Inc.

70 York Street, Suite 1520
Toronto, ON M5J 1S9

Phone: 416.941.9888

Email: etf@hamiltonetfs.com

Website: www.hamiltonetfs.com