



HAMILTON ETFs

ETF Facts

January 9, 2025

**Hamilton Enhanced U.S. Covered Call ETF
HYLD.U - (US\$ Units) - US\$ Unhedged Units**

Manager: Hamilton Capital Partners Inc.

This document contains key information you should know about Hamilton Enhanced U.S. Covered Call ETF. You can find more details about this exchange traded fund (ETF) in its prospectus. Ask your representative for a copy, contact Hamilton Capital Partners Inc. (Hamilton ETFs) at etf@hamiltonetfs.com or 416.941.9888, or visit www.hamiltonetfs.com.

Before you invest, consider how the ETF would work with your other investments and your tolerance for risk.

This ETF is an ALTERNATIVE MUTUAL FUND. It has the ability to invest in asset classes or use investment strategies that are not permitted for other types of mutual funds. The specific features that differentiate this fund from other types of mutual funds include borrowing to purchase additional equity securities, which creates leverage in the portfolio. While this leverage will be used in accordance with the ETF's objectives and strategies, during certain market conditions it may accelerate the pace at which your investment decreases in value.

Effective February 7, 2024, Hamilton ETFs is permanently reducing the management fee on units of the ETF such that the annual management fee is nil. The ETF intends to invest in other exchange traded funds that are managed by Hamilton ETFs. Such other funds the ETF invests in will, however, pay applicable management fees to Hamilton ETFs. As a result, the actual aggregate management fees indirectly payable by investors in respect of an investment in the ETF will be greater than nil.

Quick facts

Date ETF started:	February 4, 2022	Fund manager:	Hamilton Capital Partners Inc.
Total value on December 31, 2024:	\$45.6 Million	Portfolio manager:	Hamilton Capital Partners Inc.
Management expense ratio (MER):	2.35%	Distributions:	Monthly

Trading information (12 months ending December 31, 2024)

Ticker symbol:	HYLD.U	Average daily volume:	27,007 units
Exchange:	Toronto Stock Exchange (TSX)	Number of days traded:	252 out of 252 trading days
Currency:	U.S. dollars		

Pricing information (12 months ending December 31, 2024)

Market price:	\$12.42 - \$15.00	Average bid-ask spread:	0.16%
Net asset value {NAV}::	\$12.41 - \$14.99		

For more updated Quick Facts, Trading Information and Pricing Information, visit www.hamiltonetfs.com

What does the ETF invest in?

The investment objective of HYLD is to provide attractive monthly income and long-term capital appreciation from a diversified, multi-sector portfolio of primarily covered call ETFs, primarily focused on the U.S.

HYLD uses leverage in order to seek to achieve its investment objective. Leverage is created through the use of cash borrowings or as otherwise permitted under applicable securities legislation. The maximum aggregate leverage of HYLD will not exceed approximately 25% of its net asset value.

The charts below give you a snapshot of the ETF's investments on December 31, 2024. The ETF's investments will change.

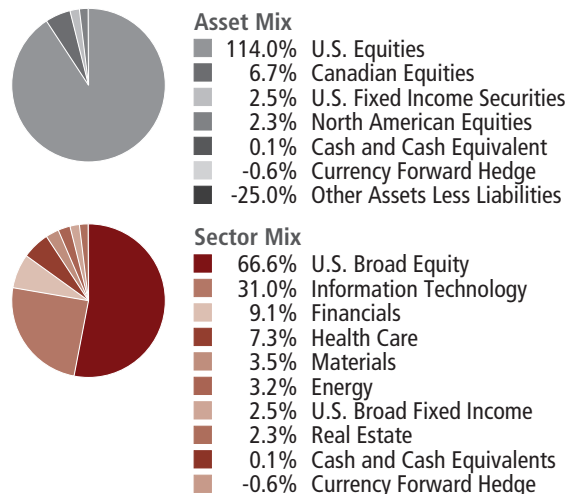
Top 10 investments (as at December 31, 2024)

1. Hamilton U.S. Equity YIELD MAXIMIZER™ ETF	66.6%
2. Hamilton Technology YIELD MAXIMIZER™ ETF	31.0%
3. Hamilton U.S. Financials YIELD MAXIMIZER™ ETF	9.1%
4. Hamilton Healthcare YIELD MAXIMIZER™ ETF	7.3%
5. Hamilton Gold Producer YIELD MAXIMIZER™ ETF	3.5%
6. Hamilton Energy YIELD MAXIMIZER™ ETF	3.2%
7. Hamilton REITs YIELD MAXIMIZER™ ETF	2.3%
8. Hamilton U.S. T-Bill YIELD MAXIMIZER™ ETF	1.3%
9. Hamilton U.S. Bond YIELD MAXIMIZER™ ETF	1.2%
10. Cash and Cash Equivalents	0.1%

Total percentage of top 10 investments 125.6%

Total number of investments: 9

Investment mix (as at December 31, 2024)



How risky is it?

The value of the ETF can go down as well as up. You could lose money.

One way to gauge risk is to look at how much an ETF's returns change over time. This is called "volatility".

In general, ETF's with higher volatility will have returns that change more over time. They typically have a greater chance of losing money and may have a greater chance of higher returns. ETFs with lower volatility tend to have returns that change less over time. They typically have lower returns and may have a lower chance of losing money.

Risk rating

Hamilton Capital Partners Inc. has rated the volatility of this ETF as **Medium**.

This rating is based on how much the ETF's returns have changed from year to year. It doesn't tell you how volatile the ETF will be in the future. The rating can change over time. An ETF with a low risk rating can still lose money.



For more information about the risk rating and specific risks that can affect the ETF's returns, see the "Risk Factors" section of the ETF's prospectus.

No guarantees

ETFs do not have any guarantees. You may not get back the amount of money you invest.

How has the ETF performed?

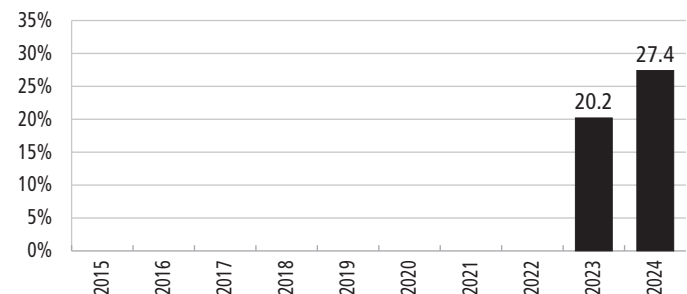
This section tells you how units of the ETF have performed over the past 2 years.

Returns, which are calculated using the ETF's net asset value (NAV), are after expenses have been deducted. These expenses reduce the ETF's returns.

Year-by-year returns

This chart shows how units of the ETF performed in each of the past 2 completed calendar years. The ETF dropped in value in 0 of the 2 years.

The range of returns and change from year to year can help you assess how risky the ETF has been in the past. It does not tell you how the ETF will perform in the future.



Best and worst 3-month returns

This table shows the best and worst returns for units of the ETF in a 3-month period over the past 2 full calendar years. The best and worst 3-month returns could be higher or lower in the future. Consider how much of a loss you could afford to take in a short period of time.

	Return	3 months ending	If you invested \$1,000 at the beginning of the period
Best return	13.7%	January 31, 2024	Your investment would have risen to \$1,137
Worst return	-7.6%	October 31, 2024	Your investment would have dropped to \$924

Average return

As at December 31, 2024, a person who invested \$1,000 in the ETF at inception now has \$1,275. This works out to an annual compound return of 8.7%.

Trading ETFs

ETFs hold a basket of investments, like mutual funds, but trade on exchanges like stocks. Here are a few things to keep in mind when trading ETFs:

Pricing

ETFs have two sets of prices: market price and net asset value (NAV).

Market price

- ETFs are bought and sold on exchanges at the market price. The market price can change throughout the trading day. Factors like supply, demand, and changes in the value of an ETF's investments can effect the market price.
- You can get price quotes any time during the trading day. Quotes have two parts: **bid** and **ask**.

- The bid is the highest price a buyer is willing to pay if you want to sell your ETF units. The ask is the lowest price a seller is willing to accept if you want to buy ETF units. The difference between the two is called the “**bid-ask spread**”.
- In general, a smaller bid-ask spread means the ETF is more liquid. That means you are more likely to get the price you expect.

Net asset value (NAV)

- Like mutual funds, ETFs have a NAV. It is calculated after the close of each trading day and reflects the value of an ETF’s investments at that point in time.
- NAV is used to calculate financial information for reporting purposes – like the returns shown in this document.

Orders

There are two main options for placing trades: market orders and limit orders. A market order lets you buy or sell units at the current market price. A limit order lets you set the price at which you are willing to buy or sell units.

Timing

In general, market prices of ETFs can be more volatile around the start and end of the trading day. Consider using a limit order or placing a trade at another time during the trading day.

Who is this ETF for?

Investors who:

- Seek regular (monthly) dividend income with long-term capital growth
- Want a levered (~125%), U.S. dollar exposure to a diversified portfolio of U.S.-focused covered calls ETFs
- Are comfortable with medium investment risk (i.e., can handle the ups and downs of the markets).

A word about tax

In general, you'll have to pay income tax on any money you make on an ETF. How much you pay depends on the tax laws where you live and whether or not you hold the ETF in a registered plan, such as a Registered Retirement Savings Plan or a Tax-Free Savings Account.

Keep in mind that if you hold your ETF in a non-registered account, distributions from the ETF are included in your taxable income, whether you get them in cash or have them reinvested.

How much does it cost?

This section shows the fees and expenses you could pay to buy, own and sell units of the ETF. Fees and expenses, including any trailing commissions, can vary among ETFs.

Higher commissions can influence representatives to recommend one investment over another. Ask about other ETFs and investments that may be suitable for you at a lower cost.

1. Brokerage commissions

You may have to pay a commission every time you buy and sell units of the ETF. Commissions may vary by brokerage firm. Some brokerage firms may offer commission-free ETFs or require a minimum purchase amount.

2. ETF expenses

You don't pay these expenses directly. They affect you because they reduce the ETF's returns.

As of June 30, 2024, the ETF's expenses were 2.42% of its value. This equals \$24.20 for every \$1,000 invested.

Annual rate (as a % of the ETF's value)

Management expense ratio (MER)

This is the total of the ETF's management fee and operating expenses. Hamilton ETFs waived some of the ETF's expenses. If it had not done so, the MER would have been higher.

2.35%

Trading expense ratio (TER)

These are the ETF's trading costs.

0.07%

ETF expenses

2.42%

Trailing commission

A trailing commission is an ongoing commission. If an ETF has a trailing commission, it is paid for as long as you own the ETF, in exchange for the services and advice that your representative and their firm provide to you.

This ETF does not have a trailing commission.

What if I change my mind?

Under securities law in some provinces and territories, you have the right to cancel your purchase within 48 hours after you receive confirmation of the purchase.

In some provinces and territories, you also have the right to cancel a purchase, or in some jurisdictions, claim damages, if the prospectus, ETF Facts or financial statements contain a misrepresentation. You must act within the time limit set by the securities law in your province or territory.

For more information, see the securities law of your province or territory or ask a lawyer.

For more information

Contact Hamilton Capital Partners Inc. or your representative for a copy of the ETF's prospectus and other disclosure documents. These documents and the ETF Facts make up the ETF's legal documents.

Hamilton Capital Partners Inc.

70 York Street, Suite 1520
Toronto, ON M5J 1S9

Phone: 416.941.9888

Email: etf@hamiltonetfs.com

Website: www.hamiltonetfs.com



This document contains key information you should know about Hamilton Gold Producer YIELD MAXIMIZER™ ETF. You can find more details about this exchange traded fund (ETF) in its prospectus. Ask your representative for a copy, contact Hamilton Capital Partners Inc. (Hamilton ETFs) at etf@hamiltonetfs.com or 416.941.9888, or visit www.hamiltonetfs.com.

Before you invest, consider how the ETF would work with your other investments and your tolerance for risk.

Quick facts

Date ETF started:	January 12, 2024	Fund manager:	Hamilton Capital Partners Inc.
Total value on December 31, 2024:	\$124.6 Million	Portfolio manager:	Hamilton Capital Partners Inc.
Management expense ratio (MER):	0.80%	Distributions:	Monthly

Trading information (12 months ending December 31, 2024)

Ticker symbol:	AMAX	Average daily volume:	This information is not available because the ETF has not yet completed 12 consecutive months.
Exchange:	Toronto Stock Exchange (TSX)	Number of days traded:	This information is not available because the ETF has not yet completed 12 consecutive months.
Currency:	Canadian dollars		

Pricing information (12 months ending December 31, 2024)

Market price:	This information is not available because the ETF has not yet completed 12 consecutive months.	Average bid-ask spread:	This information is not available because the ETF has not yet completed 12 consecutive months.
Net asset value {NAV}:	This information is not available because the ETF has not yet completed 12 consecutive months.		

For more updated Quick Facts, Trading Information and Pricing Information, visit www.hamiltonetfs.com

What does the ETF invest in?

The investment objective of AMAX is to deliver attractive monthly income, while providing exposure to an equal-weighted equity portfolio of primarily gold producers, domiciled/listed principally in Canada and the United States. To supplement dividend income earned on the equity holdings, mitigate risk and reduce volatility, AMAX employs a covered call option writing program.

The charts below give you a snapshot of the ETF's investments on December 31, 2024. The ETF's investments will change.

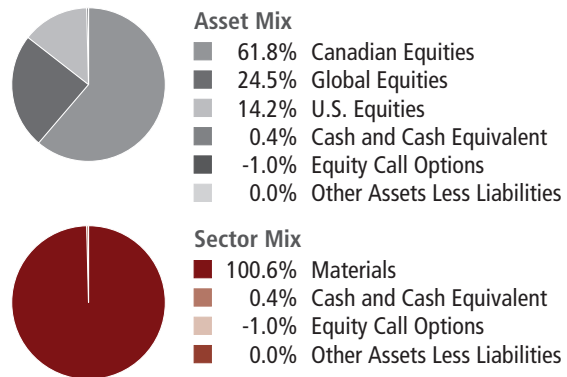
Top 10 investments (as at December 31, 2024)

1. Alamos Gold Inc	8.8%
2. Kinross Gold Corp	8.6%
3. Agnico Eagle Mines LTD	8.5%
4. Pan American Silver Corp	8.2%
5. Wheaton Precious Metals Corp	7.8%
6. Royal Gold Inc	7.6%
7. Anglogold Ashanti Plc	7.2%
8. Franco-Nevada Corp	7.1%
9. Endeavour Mining Plc	6.8%
10. Barrick Gold Corp	6.7%

Total percentage of top 10 investments 77.3%

Total number of investments: 15

Investment mix (as at December 31, 2024)



How risky is it?

The value of the ETF can go down as well as up. You could lose money.

One way to gauge risk is to look at how much an ETF's returns change over time. This is called "volatility".

In general, ETF's with higher volatility will have returns that change more over time. They typically have a greater chance of losing money and may have a greater chance of higher returns. ETFs with lower volatility tend to have returns that change less over time. They typically have lower returns and may have a lower chance of losing money.

Risk rating

Hamilton Capital Partners Inc. has rated the volatility of this ETF as **Medium**.

This rating is based on how much the ETF's returns have changed from year to year. It doesn't tell you how volatile the ETF will be in the future. The rating can change over time. An ETF with a low risk rating can still lose money.



For more information about the risk rating and specific risks that can affect the ETF's returns, see the "Risk Factors" section of the ETF's prospectus.

No guarantees

ETFs do not have any guarantees. You may not get back the amount of money you invest.

How has the ETF performed?

This section tells you how units of the ETF have performed, with returns calculated using the ETF's net asset value (NAV). However, this information is not available because the ETF has not yet completed a calendar year.

Year-by-year returns

This chart tells you how units of the ETF have performed in past calendar years. However, this information is not available because the ETF has not yet completed a calendar year.

Best and worst 3-month returns

This table shows the best and worst returns for the units of the ETF in a 3-month period. However, this information is not available because the ETF has not yet completed a calendar year.

Average return

This section shows the value and annual compounded rate of return of a hypothetical \$1,000 investment in units of the ETF. However, this information is not available because the ETF has not yet completed 12 consecutive months.

Trading ETFs

ETFs hold a basket of investments, like mutual funds, but trade on exchanges like stocks. Here are a few things to keep in mind when trading ETFs:

Pricing

ETFs have two sets of prices: market price and net asset value (NAV).

Market price

- ETFs are bought and sold on exchanges at the market price. The market price can change throughout the trading day. Factors like supply, demand, and changes in the value of an ETF's investments can effect the market price.
- You can get price quotes any time during the trading day. Quotes have two parts: **bid** and **ask**.
- The bid is the highest price a buyer is willing to pay if you want to sell your ETF units. The ask is the lowest price a seller is willing to accept if you want to buy ETF units. The difference between the two is called the "**bid-ask spread**".
- In general, a smaller bid-ask spread means the ETF is more liquid. That means you are more likely to get the price you expect.

Net asset value (NAV)

- Like mutual funds, ETFs have a NAV. It is calculated after the close of each trading day and reflects the value of an ETF's investments at that point in time.
- NAV is used to calculate financial information for reporting purposes – like the returns shown in this document.

Orders

There are two main options for placing trades: market orders and limit orders. A market order lets you buy or sell units at the current market price. A limit order lets you set the price at which you are willing to buy or sell units.

Timing

In general, market prices of ETFs can be more volatile around the start and end of the trading day. Consider using a limit order or placing a trade at another time during the trading day.

Who is this ETF for?

Investors who:

- Seek regular (monthly) dividend income, supported by a covered call strategy
- Want exposure to an equal-weighted equity portfolio of gold producers, primarily domiciled/listed in Canada and the United States
- Are comfortable with medium investment risk (i.e., can handle the ups and downs of the markets).

A word about tax

In general, you'll have to pay income tax on any money you make on an ETF. How much you pay depends on the tax laws where you live and whether or not you hold the ETF in a registered plan, such as a Registered Retirement Savings Plan or a Tax-Free Savings Account.

Keep in mind that if you hold your ETF in a non-registered account, distributions from the ETF are included in your taxable income, whether you get them in cash or have them reinvested.

How much does it cost?

This section shows the fees and expenses you could pay to buy, own and sell units of the ETF. Fees and expenses, including any trailing commissions, can vary among ETFs.

Higher commissions can influence representatives to recommend one investment over another. Ask about other ETFs and investments that may be suitable for you at a lower cost.

1. Brokerage commissions

You may have to pay a commission every time you buy and sell units of the ETF. Commissions may vary by brokerage firm. Some brokerage firms may offer commission-free ETFs or require a minimum purchase amount.

2. ETF expenses

You don't pay these expenses directly. They affect you because they reduce the ETF's returns.

As of June 30, 2024, the ETF's expenses were 1.03% of its value. This equals \$10.30 for every \$1,000 invested.

**Annual rate (as a % of the
ETF's value)**

Management expense ratio (MER)

This is the total of the ETF's management fee and operating expenses. Hamilton ETFs waived some of the ETF's expenses. If it had not done so, the MER would have been higher.

0.80%

Trading expense ratio (TER)

These are the ETF's trading costs.

0.23%

ETF expenses

1.03%

Trailing commission

A trailing commission is an ongoing commission. If an ETF has a trailing commission, it is paid for as long as you own the ETF, in exchange for the services and advice that your representative and their firm provide to you.

This ETF does not have a trailing commission.

What if I change my mind?

Under securities law in some provinces and territories, you have the right to cancel your purchase within 48 hours after you receive confirmation of the purchase.

In some provinces and territories, you also have the right to cancel a purchase, or in some jurisdictions, claim damages, if the prospectus, ETF Facts or financial statements contain a misrepresentation. You must act within the time limit set by the securities law in your province or territory.

For more information, see the securities law of your province or territory or ask a lawyer.

For more information

Contact Hamilton Capital Partners Inc. or your representative for a copy of the ETF's prospectus and other disclosure documents. These documents and the ETF Facts make up the ETF's legal documents.

Hamilton Capital Partners Inc.

70 York Street, Suite 1520
Toronto, ON M5J 1S9

Phone: 416.941.9888

Email: etf@hamiltonetfs.com

Website: www.hamiltonetfs.com



HAMILTON ETFs

ETF Facts

January 9, 2025

Hamilton Energy YIELD MAXIMIZER™ ETF
(Formerly, Hamilton Energy Yield Maximizer ETF)
EMAX - Class E Units

Manager: Hamilton Capital Partners Inc.

This document contains key information you should know about Hamilton Energy YIELD MAXIMIZER™ ETF. You can find more details about this exchange traded fund (ETF) in its prospectus. Ask your representative for a copy, contact Hamilton Capital Partners Inc. (Hamilton ETFs) at etf@hamiltonetfs.com or 416.941.9888, or visit www.hamiltonetfs.com.

Before you invest, consider how the ETF would work with your other investments and your tolerance for risk.

Quick facts

Date ETF started:	January 12, 2024	Fund manager:	Hamilton Capital Partners Inc.
Total value on December 31, 2024:	\$163.1 Million	Portfolio manager:	Hamilton Capital Partners Inc.
Management expense ratio (MER):	0.80%	Distributions:	Monthly

Trading information (12 months ending December 31, 2024)

Ticker symbol:	EMAX	Average daily volume:	This information is not available because the ETF has not yet completed 12 consecutive months.
Exchange:	Toronto Stock Exchange (TSX)	Number of days traded:	This information is not available because the ETF has not yet completed 12 consecutive months.
Currency:	Canadian dollars		

Pricing information (12 months ending December 31, 2024)

Market price:	This information is not available because the ETF has not yet completed 12 consecutive months.	Average bid-ask spread:	This information is not available because the ETF has not yet completed 12 consecutive months.
Net asset value {NAV}:	This information is not available because the ETF has not yet completed 12 consecutive months.		

For more updated Quick Facts, Trading Information and Pricing Information, visit www.hamiltonetfs.com

What does the ETF invest in?

The investment objective of EMAX is to deliver attractive monthly income, while providing exposure to an equal-weighted equity portfolio of energy companies, primarily domiciled/listed in Canada and the United States. To supplement dividend income earned on the equity holdings, mitigate risk and reduce volatility, EMAX employs a covered call option writing program.

The charts below give you a snapshot of the ETF's investments on December 31, 2024. The ETF's investments will change.

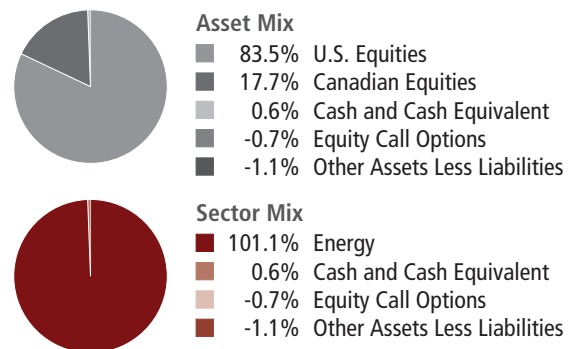
Top 10 investments (as at December 31, 2024)

1. Baker Hughes Co.	6.5%
2. Hess Corp.	6.4%
3. Chevron Corp.	6.4%
4. EOG Resources Inc.	6.2%
5. Suncor Energy Inc.	6.1%
6. Occidental Petroleum Corp.	6.1%
7. Halliburton Co.	5.9%
8. Canadian Natural Resources Ltd.	5.9%
9. Conocophillips	5.9%
10. Exxon Mobil Corp	5.9%

Total percentage of top 10 investments 61.3%

Total number of investments: 33

Investment mix (as at December 31, 2024)



How risky is it?

The value of the ETF can go down as well as up. You could lose money.

One way to gauge risk is to look at how much an ETF's returns change over time. This is called "volatility".

In general, ETF's with higher volatility will have returns that change more over time. They typically have a greater chance of losing money and may have a greater chance of higher returns. ETFs with lower volatility tend to have returns that change less over time. They typically have lower returns and may have a lower chance of losing money.

Risk rating

Hamilton Capital Partners Inc. has rated the volatility of this ETF as **High**.

This rating is based on how much the ETF's returns have changed from year to year. It doesn't tell you how volatile the ETF will be in the future. The rating can change over time. An ETF with a low risk rating can still lose money.

For more information about the risk rating and specific risks that can affect the ETF's returns, see the "Risk Factors" section of the ETF's prospectus.

No guarantees

ETFs do not have any guarantees. You may not get back the amount of money you invest.



How has the ETF performed?

This section tells you how units of the ETF have performed, with returns calculated using the ETF's net asset value (NAV). However, this information is not available because the ETF has not yet completed a calendar year.

Year-by-year returns

This chart tells you how units of the ETF have performed in past calendar years. However, this information is not available because the ETF has not yet completed a calendar year.

Best and worst 3-month returns

This table shows the best and worst returns for the units of the ETF in a 3-month period. However, this information is not available because the ETF has not yet completed a calendar year.

Average return

This section shows the value and annual compounded rate of return of a hypothetical \$1,000 investment in units of the ETF. However, this information is not available because the ETF has not yet completed 12 consecutive months.

Trading ETFs

ETFs hold a basket of investments, like mutual funds, but trade on exchanges like stocks. Here are a few things to keep in mind when trading ETFs:

Pricing

ETFs have two sets of prices: market price and net asset value (NAV).

Market price

- ETFs are bought and sold on exchanges at the market price. The market price can change throughout the trading day. Factors like supply, demand, and changes in the value of an ETF's investments can effect the market price.
- You can get price quotes any time during the trading day. Quotes have two parts: **bid** and **ask**.
- The bid is the highest price a buyer is willing to pay if you want to sell your ETF units. The ask is the lowest price a seller is willing to accept if you want to buy ETF units. The difference between the two is called the "**bid-ask spread**".
- In general, a smaller bid-ask spread means the ETF is more liquid. That means you are more likely to get the price you expect.

Net asset value (NAV)

- Like mutual funds, ETFs have a NAV. It is calculated after the close of each trading day and reflects the value of an ETF's investments at that point in time.
- NAV is used to calculate financial information for reporting purposes – like the returns shown in this document.

Orders

There are two main options for placing trades: market orders and limit orders. A market order lets you buy or sell units at the current market price. A limit order lets you set the price at which you are willing to buy or sell units.

Timing

In general, market prices of ETFs can be more volatile around the start and end of the trading day. Consider using a limit order or placing a trade at another time during the trading day.

Who is this ETF for?

Investors who:

- Seek regular (monthly) dividend income, supported by a covered call strategy
- Want exposure to an equal-weighted portfolio of energy equities, primarily domiciled/listed in Canada and the United States
- Are comfortable with high investment risk (i.e., can handle significant ups and downs of the markets).

A word about tax

In general, you'll have to pay income tax on any money you make on an ETF. How much you pay depends on the tax laws where you live and whether or not you hold the ETF in a registered plan, such as a Registered Retirement Savings Plan or a Tax-Free Savings Account.

Keep in mind that if you hold your ETF in a non-registered account, distributions from the ETF are included in your taxable income, whether you get them in cash or have them reinvested.

How much does it cost?

This section shows the fees and expenses you could pay to buy, own and sell units of the ETF. Fees and expenses, including any trailing commissions, can vary among ETFs.

Higher commissions can influence representatives to recommend one investment over another. Ask about other ETFs and investments that may be suitable for you at a lower cost.

1. Brokerage commissions

You may have to pay a commission every time you buy and sell units of the ETF. Commissions may vary by brokerage firm. Some brokerage firms may offer commission-free ETFs or require a minimum purchase amount.

2. ETF expenses

You don't pay these expenses directly. They affect you because they reduce the ETF's returns.

As of June 30, 2024, the ETF's expenses were 0.95% of its value. This equals \$9.50 for every \$1,000 invested.

Annual rate (as a % of the ETF's value)

Management expense ratio (MER)

This is the total of the ETF's management fee and operating expenses. Hamilton ETFs waived some of the ETF's expenses. If it had not done so, the MER would have been higher.

0.80%

Trading expense ratio (TER)

These are the ETF's trading costs.

0.15%

ETF expenses

0.95%

Trailing commission

A trailing commission is an ongoing commission. If an ETF has a trailing commission, it is paid for as long as you own the ETF, in exchange for the services and advice that your representative and their firm provide to you.

This ETF does not have a trailing commission.

What if I change my mind?

Under securities law in some provinces and territories, you have the right to cancel your purchase within 48 hours after you receive confirmation of the purchase.

In some provinces and territories, you also have the right to cancel a purchase, or in some jurisdictions, claim damages, if the prospectus, ETF Facts or financial statements contain a misrepresentation. You must act within the time limit set by the securities law in your province or territory.

For more information, see the securities law of your province or territory or ask a lawyer.

For more information

Contact Hamilton Capital Partners Inc. or your representative for a copy of the ETF's prospectus and other disclosure documents. These documents and the ETF Facts make up the ETF's legal documents.

Hamilton Capital Partners Inc.

70 York Street, Suite 1520
Toronto, ON M5J 1S9

Phone: 416.941.9888
Email: etf@hamiltonetfs.com
Website: www.hamiltonetfs.com



This document contains key information you should know about Hamilton U.S. Financials YIELD MAXIMIZER™ ETF. You can find more details about this exchange traded fund (ETF) in its prospectus. Ask your representative for a copy, contact Hamilton Capital Partners Inc. (Hamilton ETFs) at etf@hamiltonetfs.com or 416.941.9888, or visit www.hamiltonetfs.com.

Before you invest, consider how the ETF would work with your other investments and your tolerance for risk.

Quick facts

Date ETF started:	January 12, 2024	Fund manager:	Hamilton Capital Partners Inc.
Total value on December 31, 2024:	\$100.8 Million	Portfolio manager:	Hamilton Capital Partners Inc.
Management expense ratio (MER):	0.88%	Distributions:	Monthly

Trading information (12 months ending December 31, 2024)

Ticker symbol:	FMAX	Average daily volume:	This information is not available because the ETF has not yet completed 12 consecutive months.
Exchange:	Toronto Stock Exchange (TSX)	Number of days traded:	This information is not available because the ETF has not yet completed 12 consecutive months.
Currency:	Canadian dollars		

Pricing information (12 months ending December 31, 2024)

Market price:	This information is not available because the ETF has not yet completed 12 consecutive months.	Average bid-ask spread:	This information is not available because the ETF has not yet completed 12 consecutive months.
Net asset value {NAV}:	This information is not available because the ETF has not yet completed 12 consecutive months.		

For more updated Quick Facts, Trading Information and Pricing Information, visit www.hamiltonetfs.com

What does the ETF invest in?

The investment objective of FMAX is to deliver attractive monthly income, while providing exposure to an equal-weighted equity portfolio of financial services companies, primarily domiciled/listed in the United States. To supplement dividend income earned on the equity holdings, mitigate risk and reduce volatility, FMAX employs a covered call option writing program.

The charts below give you a snapshot of the ETF's investments on December 31, 2024. The ETF's investments will change.

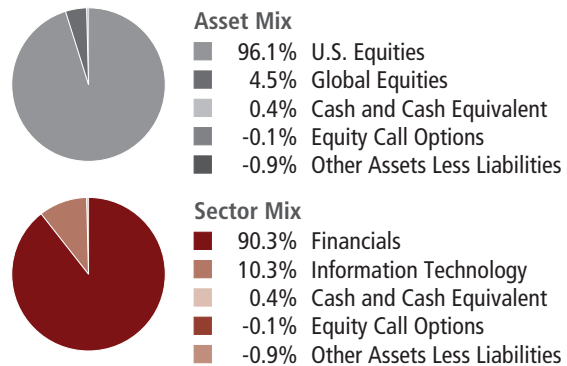
Top 10 investments (as at December 31, 2024)

1. JPMorgan Chase & Co.	5.4%
2. Citigroup Inc	5.4%
3. Wells Fargo & Co.	5.3%
4. KKR & Co Inc	5.3%
5. American Express Co	5.3%
6. Bank of America Corp.	5.3%
7. Blackstone Inc	5.2%
8. Visa Inc	5.2%
9. Fiserv Inc	5.2%
10. Morgan Stanley	5.2%

Total percentage of top 10 investments 52.8%

Total number of investments: 25

Investment mix (as at December 31, 2024)



How risky is it?

The value of the ETF can go down as well as up. You could lose money.

One way to gauge risk is to look at how much an ETF's returns change over time. This is called "volatility".

In general, ETF's with higher volatility will have returns that change more over time. They typically have a greater chance of losing money and may have a greater chance of higher returns. ETFs with lower volatility tend to have returns that change less over time. They typically have lower returns and may have a lower chance of losing money.

Risk rating

Hamilton Capital Partners Inc. has rated the volatility of this ETF as **Medium**.

This rating is based on how much the ETF's returns have changed from year to year. It doesn't tell you how volatile the ETF will be in the future. The rating can change over time. An ETF with a low risk rating can still lose money.



For more information about the risk rating and specific risks that can affect the ETF's returns, see the "Risk Factors" section of the ETF's prospectus.

No guarantees

ETFs do not have any guarantees. You may not get back the amount of money you invest.

How has the ETF performed?

This section tells you how units of the ETF have performed, with returns calculated using the ETF's net asset value (NAV). However, this information is not available because the ETF has not yet completed a calendar year.

Year-by-year returns

This chart tells you how units of the ETF have performed in past calendar years. However, this information is not available because the ETF has not yet completed a calendar year.

Best and worst 3-month returns

This table shows the best and worst returns for the units of the ETF in a 3-month period. However, this information is not available because the ETF has not yet completed a calendar year.

Average return

This section shows the value and annual compounded rate of return of a hypothetical \$1,000 investment in units of the ETF. However, this information is not available because the ETF has not yet completed 12 consecutive months.

Trading ETFs

ETFs hold a basket of investments, like mutual funds, but trade on exchanges like stocks. Here are a few things to keep in mind when trading ETFs:

Pricing

ETFs have two sets of prices: market price and net asset value (NAV).

Market price

- ETFs are bought and sold on exchanges at the market price. The market price can change throughout the trading day. Factors like supply, demand, and changes in the value of an ETF's investments can effect the market price.
- You can get price quotes any time during the trading day. Quotes have two parts: **bid** and **ask**.
- The bid is the highest price a buyer is willing to pay if you want to sell your ETF units. The ask is the lowest price a seller is willing to accept if you want to buy ETF units. The difference between the two is called the "**bid-ask spread**".
- In general, a smaller bid-ask spread means the ETF is more liquid. That means you are more likely to get the price you expect.

Net asset value (NAV)

- Like mutual funds, ETFs have a NAV. It is calculated after the close of each trading day and reflects the value of an ETF's investments at that point in time.
- NAV is used to calculate financial information for reporting purposes – like the returns shown in this document.

Orders

There are two main options for placing trades: market orders and limit orders. A market order lets you buy or sell units at the current market price. A limit order lets you set the price at which you are willing to buy or sell units.

Timing

In general, market prices of ETFs can be more volatile around the start and end of the trading day. Consider using a limit order or placing a trade at another time during the trading day.

Who is this ETF for?

Investors who:

- Seek regular (monthly) dividend income, supported by a covered call strategy
- Want exposure to an equal-weighted portfolio of financial services equities, primarily domiciled/listed in the United States
- Are comfortable with medium investment risk (i.e., can handle fluctuations in the market value of your investment).

A word about tax

In general, you'll have to pay income tax on any money you make on an ETF. How much you pay depends on the tax laws where you live and whether or not you hold the ETF in a registered plan, such as a Registered Retirement Savings Plan or a Tax-Free Savings Account.

Keep in mind that if you hold your ETF in a non-registered account, distributions from the ETF are included in your taxable income, whether you get them in cash or have them reinvested.

How much does it cost?

This section shows the fees and expenses you could pay to buy, own and sell units of the ETF. Fees and expenses, including any trailing commissions, can vary among ETFs.

Higher commissions can influence representatives to recommend one investment over another. Ask about other ETFs and investments that may be suitable for you at a lower cost.

1. Brokerage commissions

You may have to pay a commission every time you buy and sell units of the ETF. Commissions may vary by brokerage firm. Some brokerage firms may offer commission-free ETFs or require a minimum purchase amount.

2. ETF expenses

You don't pay these expenses directly. They affect you because they reduce the ETF's returns.

As of June 30, 2024, the ETF's expenses were 1.07% of its value. This equals \$10.70 for every \$1,000 invested.

**Annual rate (as a % of the
ETF's value)**

Management expense ratio (MER)

This is the total of the ETF's management fee and operating expenses. Hamilton ETFs waived some of the ETF's expenses. If it had not done so, the MER would have been higher.

0.88%

Trading expense ratio (TER)

These are the ETF's trading costs.

0.19%

ETF expenses

1.07%

Trailing commission

A trailing commission is an ongoing commission. If an ETF has a trailing commission, it is paid for as long as you own the ETF, in exchange for the services and advice that your representative and their firm provide to you.

This ETF does not have a trailing commission.

What if I change my mind?

Under securities law in some provinces and territories, you have the right to cancel your purchase within 48 hours after you receive confirmation of the purchase.

In some provinces and territories, you also have the right to cancel a purchase, or in some jurisdictions, claim damages, if the prospectus, ETF Facts or financial statements contain a misrepresentation. You must act within the time limit set by the securities law in your province or territory.

For more information, see the securities law of your province or territory or ask a lawyer.

For more information

Contact Hamilton Capital Partners Inc. or your representative for a copy of the ETF's prospectus and other disclosure documents. These documents and the ETF Facts make up the ETF's legal documents.

Hamilton Capital Partners Inc.

70 York Street, Suite 1520
Toronto, ON M5J 1S9

Phone: 416.941.9888

Email: etf@hamiltonetfs.com

Website: www.hamiltonetfs.com



This document contains key information you should know about Hamilton Healthcare YIELD MAXIMIZER™ ETF. You can find more details about this exchange traded fund (ETF) in its prospectus. Ask your representative for a copy, contact Hamilton Capital Partners Inc. (Hamilton ETFs) at etf@hamiltonetfs.com or 416.941.9888, or visit www.hamiltonetfs.com.

Before you invest, consider how the ETF would work with your other investments and your tolerance for risk.

Quick facts

Date ETF started:	January 12, 2024	Fund manager:	Hamilton Capital Partners Inc.
Total value on December 31, 2024:	\$99.2 Million	Portfolio manager:	Hamilton Capital Partners Inc.
Management expense ratio (MER):	0.80%	Distributions:	Monthly

Trading information (12 months ending December 31, 2024)

Ticker symbol:	LMAX	Average daily volume:	This information is not available because the ETF has not yet completed 12 consecutive months.
Exchange:	Toronto Stock Exchange (TSX)	Number of days traded:	This information is not available because the ETF has not yet completed 12 consecutive months.
Currency:	Canadian dollars		

Pricing information (12 months ending December 31, 2024)

Market price:	This information is not available because the ETF has not yet completed 12 consecutive months.	Average bid-ask spread:	This information is not available because the ETF has not yet completed 12 consecutive months.
Net asset value {NAV}:	This information is not available because the ETF has not yet completed 12 consecutive months.		

For more updated Quick Facts, Trading Information and Pricing Information, visit www.hamiltonetfs.com

What does the ETF invest in?

The investment objective of LMAX is to deliver attractive monthly income, while providing exposure to an equal-weighted equity portfolio of healthcare companies, primarily domiciled/listed in the United States. To supplement dividend income earned on the equity holdings, mitigate risk and reduce volatility, LMAX employs a covered call option writing program.

The charts below give you a snapshot of the ETF's investments on December 31, 2024. The ETF's investments will change.

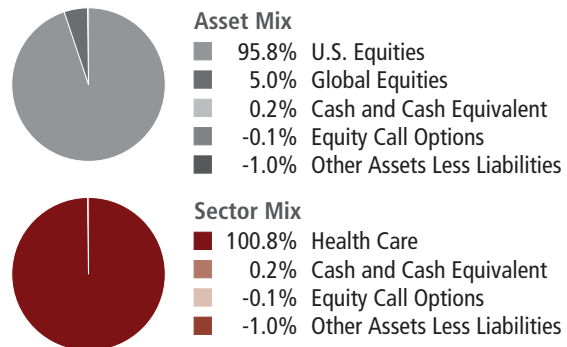
Top 10 investments (as at December 31, 2024)

1. Boston Scientific Corp	6.0%
2. Intuitive Surgical Inc	6.0%
3. Gilead Sciences Inc	5.9%
4. Bristol-Myers Squibb Co	5.9%
5. Stryker Corp	5.6%
6. Abbott Laboratories	5.6%
7. Abbvie Inc	5.2%
8. Pfizer Inc	5.1%
9. Medtronic PLC	5.0%
10. Johnson & Johnson	5.0%

Total percentage of top 10 investments 55.3%

Total number of investments: 22

Investment mix (as at December 31, 2024)



How risky is it?

The value of the ETF can go down as well as up. You could lose money.

One way to gauge risk is to look at how much an ETF's returns change over time. This is called "volatility".

In general, ETF's with higher volatility will have returns that change more over time. They typically have a greater chance of losing money and may have a greater chance of higher returns. ETFs with lower volatility tend to have returns that change less over time. They typically have lower returns and may have a lower chance of losing money.

Risk rating

Hamilton Capital Partners Inc. has rated the volatility of this ETF as **Low to Medium**.

This rating is based on how much the ETF's returns have changed from year to year. It doesn't tell you how volatile the ETF will be in the future. The rating can change over time. An ETF with a low risk rating can still lose money.



For more information about the risk rating and specific risks that can affect the ETF's returns, see the "Risk Factors" section of the ETF's prospectus.

No guarantees

ETFs do not have any guarantees. You may not get back the amount of money you invest.

How has the ETF performed?

This section tells you how units of the ETF have performed, with returns calculated using the ETF's net asset value (NAV). However, this information is not available because the ETF has not yet completed a calendar year.

Year-by-year returns

This chart tells you how units of the ETF have performed in past calendar years. However, this information is not available because the ETF has not yet completed a calendar year.

Best and worst 3-month returns

This table shows the best and worst returns for the units of the ETF in a 3-month period. However, this information is not available because the ETF has not yet completed a calendar year.

Average return

This section shows the value and annual compounded rate of return of a hypothetical \$1,000 investment in units of the ETF. However, this information is not available because the ETF has not yet completed 12 consecutive months.

Trading ETFs

ETFs hold a basket of investments, like mutual funds, but trade on exchanges like stocks. Here are a few things to keep in mind when trading ETFs:

Pricing

ETFs have two sets of prices: market price and net asset value (NAV).

Market price

- ETFs are bought and sold on exchanges at the market price. The market price can change throughout the trading day. Factors like supply, demand, and changes in the value of an ETF's investments can effect the market price.
- You can get price quotes any time during the trading day. Quotes have two parts: **bid** and **ask**.
- The bid is the highest price a buyer is willing to pay if you want to sell your ETF units. The ask is the lowest price a seller is willing to accept if you want to buy ETF units. The difference between the two is called the "**bid-ask spread**".
- In general, a smaller bid-ask spread means the ETF is more liquid. That means you are more likely to get the price you expect.

Net asset value (NAV)

- Like mutual funds, ETFs have a NAV. It is calculated after the close of each trading day and reflects the value of an ETF's investments at that point in time.
- NAV is used to calculate financial information for reporting purposes – like the returns shown in this document.

Orders

There are two main options for placing trades: market orders and limit orders. A market order lets you buy or sell units at the current market price. A limit order lets you set the price at which you are willing to buy or sell units.

Timing

In general, market prices of ETFs can be more volatile around the start and end of the trading day. Consider using a limit order or placing a trade at another time during the trading day.

Who is this ETF for?

Investors who:

- Seek regular (monthly) dividend income, supported by a covered call strategy
- Want exposure to an equal-weighted portfolio of healthcare equities, primarily domiciled/listed in the United States
- Are comfortable with low to medium investment risk (i.e., can handle some fluctuations in the market value of your investment).

A word about tax

In general, you'll have to pay income tax on any money you make on an ETF. How much you pay depends on the tax laws where you live and whether or not you hold the ETF in a registered plan, such as a Registered Retirement Savings Plan or a Tax-Free Savings Account.

Keep in mind that if you hold your ETF in a non-registered account, distributions from the ETF are included in your taxable income, whether you get them in cash or have them reinvested.

How much does it cost?

This section shows the fees and expenses you could pay to buy, own and sell units of the ETF. Fees and expenses, including any trailing commissions, can vary among ETFs.

Higher commissions can influence representatives to recommend one investment over another. Ask about other ETFs and investments that may be suitable for you at a lower cost.

1. Brokerage commissions

You may have to pay a commission every time you buy and sell units of the ETF. Commissions may vary by brokerage firm. Some brokerage firms may offer commission-free ETFs or require a minimum purchase amount.

2. ETF expenses

You don't pay these expenses directly. They affect you because they reduce the ETF's returns.

As of June 30, 2024, the ETF's expenses were 0.90% of its value. This equals \$9.00 for every \$1,000 invested.

**Annual rate (as a % of the
ETF's value)**

Management expense ratio (MER)

This is the total of the ETF's management fee and operating expenses. Hamilton ETFs waived some of the ETF's expenses. If it had not done so, the MER would have been higher.

0.80%

Trading expense ratio (TER)

These are the ETF's trading costs.

0.10%

ETF expenses

0.90%

Trailing commission

A trailing commission is an ongoing commission. If an ETF has a trailing commission, it is paid for as long as you own the ETF, in exchange for the services and advice that your representative and their firm provide to you.

This ETF does not have a trailing commission.

What if I change my mind?

Under securities law in some provinces and territories, you have the right to cancel your purchase within 48 hours after you receive confirmation of the purchase.

In some provinces and territories, you also have the right to cancel a purchase, or in some jurisdictions, claim damages, if the prospectus, ETF Facts or financial statements contain a misrepresentation. You must act within the time limit set by the securities law in your province or territory.

For more information, see the securities law of your province or territory or ask a lawyer.

For more information

Contact Hamilton Capital Partners Inc. or your representative for a copy of the ETF's prospectus and other disclosure documents. These documents and the ETF Facts make up the ETF's legal documents.

Hamilton Capital Partners Inc.

70 York Street, Suite 1520
Toronto, ON M5J 1S9

Phone: 416.941.9888
Email: etf@hamiltonetfs.com
Website: www.hamiltonetfs.com



This document contains key information you should know about HAMILTON CHAMPIONS™ Canadian Dividend Index ETF. You can find more details about this exchange traded fund (ETF) in its prospectus. Ask your representative for a copy, contact Hamilton Capital Partners Inc. (Hamilton ETFs) at etf@hamiltonetfs.com or 416.941.9888, or visit www.hamiltonetfs.com.

Before you invest, consider how the ETF would work with your other investments and your tolerance for risk.

Quick facts

Date ETF started:	December 10, 2024	Fund manager:	Hamilton Capital Partners Inc.
Total value on January 9, 2025:	This information is not available because it is a new ETF.	Portfolio manager:	Hamilton Capital Partners Inc.
Management expense ratio (MER):	This information is not available because it is a new ETF.	Distributions:	Monthly

Trading information (12 months ending January 9, 2025)

Ticker symbol:	CMVP	Average daily volume:	This information is not available because it is a new ETF.
Exchange:	Toronto Stock Exchange (TSX)	Number of days traded:	This information is not available because it is a new ETF.
Currency:	Canadian dollars		

Pricing information (12 months ending January 9, 2025)

Market price:	This information is not available because it is a new ETF.	Average bid-ask spread:	This information is not available because it is a new ETF.
Net asset value {NAV}:	This information is not available because it is a new ETF.		

For more updated Quick Facts, Trading Information and Pricing Information, visit www.hamiltonetfs.com

What does the ETF invest in?

The investment objective of CMVP is to replicate, to the extent reasonably possible and before the deduction of fees and expenses, the performance of a Canadian equity dividend index. Specifically, the ETF currently seeks to replicate the Solactive Canada Dividend Elite Champions Index (or any successor thereto).

The Canada Dividend Index applies a rules-based methodology based on several criteria, including but not limited to market capitalization, trading liquidity, and a history of dividend growth, to a universe of Canadian-listed equity securities. Constituents are selected annually and rebalanced to their proportional weights quarterly.

The charts below give you a snapshot of the ETF's exposure on January 9, 2025. The ETF's exposure will change to reflect changes in the Solactive Canada Dividend Elite Champions Index.

Top 10 investments (as at January 9, 2025)

Because this is a new ETF, there are no investments yet.

Investment mix (as at January 9, 2025)

How risky is it?

The value of the ETF can go down as well as up. You could lose money.

One way to gauge risk is to look at how much an ETF's returns change over time. This is called "volatility".

In general, ETF's with higher volatility will have returns that change more over time. They typically have a greater chance of losing money and may have a greater chance of higher returns. ETFs with lower volatility tend to have returns that change less over time. They typically have lower returns and may have a lower chance of losing money.

Risk rating

Hamilton Capital Partners Inc. has rated the volatility of this ETF as **Medium**. Because this is a new ETF, the risk rating is only an estimate by Hamilton Capital Partners Inc.

Generally, the rating is based on how much the ETF's returns have changed from year to year. It doesn't tell you how volatile the ETF will be in the future. The rating can change over time. An ETF with a low risk rating can still lose money.



For more information about the risk rating and specific risks that can affect the ETF's returns, see the "Risk Factors" section of the ETF's prospectus.

No guarantees

ETFs do not have any guarantees. You may not get back the amount of money you invest.

How has the ETF performed?

This section tells you how units of the ETF have performed, with returns calculated using the ETF's net asset value (NAV). However, this information is not available because the ETF is new.

Year-by-year returns

This chart tells you how units of the ETF have performed in past calendar years. However, this information is not available because the ETF is new.

Best and worst 3-month returns

This section shows the best and worst returns for the units of the ETF in a 3-month period. However, this information is not available because the ETF is new.

Average return

This section shows the value and annual compounded rate of return of a hypothetical \$1,000 investment in units of the ETF. However, this information is not available because the ETF is new.

Trading ETFs

ETFs hold a basket of investments, like mutual funds, but trade on exchanges like stocks. Here are a few things to keep in mind when trading ETFs:

Pricing

ETFs have two sets of prices: market price and net asset value (NAV).

Market price

- ETFs are bought and sold on exchanges at the market price. The market price can change throughout the trading day. Factors like supply, demand, and changes in the value of an ETF's investments can effect the market price.
- You can get price quotes any time during the trading day. Quotes have two parts: **bid** and **ask**.
- The bid is the highest price a buyer is willing to pay if you want to sell your ETF units. The ask is the lowest price a seller is willing to accept if you want to buy ETF units. The difference between the two is called the "**bid-ask spread**".
- In general, a smaller bid-ask spread means the ETF is more liquid. That means you are more likely to get the price you expect.

Net asset value (NAV)

- Like mutual funds, ETFs have a NAV. It is calculated after the close of each trading day and reflects the value of an ETF's investments at that point in time.
- NAV is used to calculate financial information for reporting purposes – like the returns shown in this document.

Orders

There are two main options for placing trades: market orders and limit orders. A market order lets you buy or sell units at the current market price. A limit order lets you set the price at which you are willing to buy or sell units.

Timing

In general, market prices of ETFs can be more volatile around the start and end of the trading day. Consider using a limit order or placing a trade at another time during the trading day.

Who is this ETF for?

Investors who:

- Seek regular (monthly) dividend income with long-term capital growth
- Want exposure to a diversified portfolio of Canadian-listed equity securities
- Are comfortable with medium investment risk (i.e., can handle the ups and downs of the markets).

A word about tax

In general, you'll have to pay income tax on any money you make on an ETF. How much you pay depends on the tax laws where you live and whether or not you hold the ETF in a registered plan, such as a Registered Retirement Savings Plan or a Tax-Free Savings Account.

Keep in mind that if you hold your ETF in a non-registered account, distributions from the ETF are included in your taxable income, whether you get them in cash or have them reinvested.

How much does it cost?

This section shows the fees and expenses you could pay to buy, own and sell units of the ETF. Fees and expenses, including any trailing commissions, can vary among ETFs.

Higher commissions can influence representatives to recommend one investment over another. Ask about other ETFs and investments that may be suitable for you at a lower cost.

1. Brokerage commissions

You may have to pay a commission every time you buy and sell units of the ETF. Commissions may vary by brokerage firm. Some brokerage firms may offer commission-free ETFs or require a minimum purchase amount.

2. ETF expenses

You don't pay these expenses directly. They affect you because they reduce the ETF's returns.

The ETF's expenses are made up of the management fee, operating expenses and trading costs. The ETF's annual management fee is 0.19% of the ETF's value. Because this ETF is new, its operating expenses and trading costs are not yet available.

At its discretion, the manager may choose to waive a portion of the management fee resulting in a reduction of the management fee charged to the ETF. In the event a portion of the management fee is waived, the manager reserves the right to discontinue such waiver at any time without notice or consent of unitholders. Based on such discretion, Hamilton ETFs has temporarily reduced the management fee on units of CMVP effective through to January 31, 2026 such that, until that time, the management fees of CMVP will be nil (the "Temporary Fee Reduction"). After January 31, 2026, unless further extended, the Temporary Fee Reduction will expire (without requiring notice to, or approval by, unitholders) and the management fee will be charged as described in the paragraph above.

Trailing commission

A trailing commission is an ongoing commission. If an ETF has a trailing commission, it is paid for as long as you own the ETF, in exchange for the services and advice that your representative and their firm provide to you.

This ETF does not have a trailing commission.

What if I change my mind?

Under securities law in some provinces and territories, you have the right to cancel your purchase within 48 hours after you receive confirmation of the purchase.

In some provinces and territories, you also have the right to cancel a purchase, or in some jurisdictions, claim damages, if the prospectus, ETF Facts or financial statements contain a misrepresentation. You must act within the time limit set by the securities law in your province or territory.

For more information, see the securities law of your province or territory or ask a lawyer.

For more information

Contact Hamilton Capital Partners Inc. or your representative for a copy of the ETF's prospectus and other disclosure documents. These documents and the ETF Facts make up the ETF's legal documents.

Hamilton Capital Partners Inc.

70 York Street, Suite 1520
Toronto, ON M5J 1S9

Phone: 416.941.9888
Email: etf@hamiltonetfs.com
Website: www.hamiltonetfs.com



This document contains key information you should know about HAMILTON CHAMPIONS™ Enhanced Canadian Dividend ETF. You can find more details about this exchange traded fund (ETF) in its prospectus. Ask your representative for a copy, contact Hamilton Capital Partners Inc. (Hamilton ETFs) at etf@hamiltonetfs.com or 416.941.9888, or visit www.hamiltonetfs.com.

Before you invest, consider how the ETF would work with your other investments and your tolerance for risk.

This ETF is an ALTERNATIVE MUTUAL FUND. It has the ability to invest in asset classes or use investment strategies that are not permitted for other types of mutual funds. The specific features that differentiate this fund from other types of mutual funds include borrowing to purchase additional equity securities, which creates leverage in the portfolio. While this leverage will be used in accordance with the ETF's objectives and strategies, during certain market conditions it may accelerate the pace at which your investment decreases in value.

Quick facts

Date ETF started:	December 10, 2024	Fund manager:	Hamilton Capital Partners Inc.
Total value on January 9, 2025:	This information is not available because it is a new ETF.	Portfolio manager:	Hamilton Capital Partners Inc.
Management expense ratio (MER):	This information is not available because it is a new ETF.	Distributions:	Monthly

Trading information (12 months ending January 9, 2025)

Ticker symbol:	CWIN	Average daily volume:	This information is not available because it is a new ETF.
Exchange:	Toronto Stock Exchange (TSX)	Number of days traded:	This information is not available because it is a new ETF.
Currency:	Canadian dollars		

Pricing information (12 months ending January 9, 2025)

Market price:	This information is not available because it is a new ETF.	Average bid-ask spread:	This information is not available because it is a new ETF.
Net asset value {NAV}:	This information is not available because it is a new ETF.		

For more updated Quick Facts, Trading Information and Pricing Information, visit www.hamiltonetfs.com

What does the ETF invest in?

The investment objective of CWIN is to replicate, to the extent reasonably possible and before the deduction of fees and expenses, a multiple of the performance of a Canadian equity dividend index. Specifically, the ETF currently seeks to replicate a 1.25 times multiple of the Solactive Canada Dividend Elite Champions Index (or any successor thereto).

CWIN uses leverage in order to seek to achieve its investment objective. Leverage is created through the use of cash borrowings or as otherwise permitted under applicable securities legislation.

The charts below give you a snapshot of the ETF's investments on January 9, 2025. The ETF's investments will change.

Top 10 investments (as at January 9, 2025)

Investment mix (as at January 9, 2025)

Because this is a new ETF, there are no investments yet.

How risky is it?

The value of the ETF can go down as well as up. You could lose money.

One way to gauge risk is to look at how much an ETF's returns change over time. This is called "volatility".

In general, ETF's with higher volatility will have returns that change more over time. They typically have a greater chance of losing money and may have a greater chance of higher returns. ETFs with lower volatility tend to have returns that change less over time. They typically have lower returns and may have a lower chance of losing money.

Risk rating

Hamilton Capital Partners Inc. has rated the volatility of this ETF as **Medium**. Because this is a new ETF, the risk rating is only an estimate by Hamilton Capital Partners Inc.

Generally, the rating is based on how much the ETF's returns have changed from year to year. It doesn't tell you how volatile the ETF will be in the future. The rating can change over time. An ETF with a low risk rating can still lose money.



For more information about the risk rating and specific risks that can affect the ETF's returns, see the "Risk Factors" section of the ETF's prospectus.

No guarantees

ETFs do not have any guarantees. You may not get back the amount of money you invest.

How has the ETF performed?

This section tells you how units of the ETF have performed, with returns calculated using the ETF's net asset value (NAV). However, this information is not available because the ETF is new.

Year-by-year returns

This chart tells you how units of the ETF have performed in past calendar years. However, this information is not available because the ETF is new.

Best and worst 3-month returns

This section shows the best and worst returns for the units of the ETF in a 3-month period. However, this information is not available because the ETF is new.

Average return

This section shows the value and annual compounded rate of return of a hypothetical \$1,000 investment in units of the ETF. However, this information is not available because the ETF is new.

Trading ETFs

ETFs hold a basket of investments, like mutual funds, but trade on exchanges like stocks. Here are a few things to keep in mind when trading ETFs:

Pricing

ETFs have two sets of prices: market price and net asset value (NAV).

Market price

- ETFs are bought and sold on exchanges at the market price. The market price can change throughout the trading day. Factors like supply, demand, and changes in the value of an ETF's investments can effect the market price.
- You can get price quotes any time during the trading day. Quotes have two parts: **bid** and **ask**.
- The bid is the highest price a buyer is willing to pay if you want to sell your ETF units. The ask is the lowest price a seller is willing to accept if you want to buy ETF units. The difference between the two is called the "**bid-ask spread**".
- In general, a smaller bid-ask spread means the ETF is more liquid. That means you are more likely to get the price you expect.

Net asset value (NAV)

- Like mutual funds, ETFs have a NAV. It is calculated after the close of each trading day and reflects the value of an ETF's investments at that point in time.
- NAV is used to calculate financial information for reporting purposes – like the returns shown in this document.

Orders

There are two main options for placing trades: market orders and limit orders. A market order lets you buy or sell units at the current market price. A limit order lets you set the price at which you are willing to buy or sell units.

Timing

In general, market prices of ETFs can be more volatile around the start and end of the trading day. Consider using a limit order or placing a trade at another time during the trading day.

Who is this ETF for?

Investors who:

- Seek regular (monthly) dividend income with long-term capital growth
- Want a levered (~125%), Canadian dollar exposure to a diversified portfolio of Canadian-listed equity securities
- Are comfortable with medium investment risk (i.e., can handle the ups and downs of the markets).

A word about tax

In general, you'll have to pay income tax on any money you make on an ETF. How much you pay depends on the tax laws where you live and whether or not you hold the ETF in a registered plan, such as a Registered Retirement Savings Plan or a Tax-Free Savings Account.

Keep in mind that if you hold your ETF in a non-registered account, distributions from the ETF are included in your taxable income, whether you get them in cash or have them reinvested.

How much does it cost?

This section shows the fees and expenses you could pay to buy, own and sell units of the ETF. Fees and expenses, including any trailing commissions, can vary among ETFs.

Higher commissions can influence representatives to recommend one investment over another. Ask about other ETFs and investments that may be suitable for you at a lower cost.

1. Brokerage commissions

You may have to pay a commission every time you buy and sell units of the ETF. Commissions may vary by brokerage firm. Some brokerage firms may offer commission-free ETFs or require a minimum purchase amount.

2. ETF expenses

You don't pay these expenses directly. They affect you because they reduce the ETF's returns.

The ETF's expenses are made up of the management fee, operating expenses and trading costs. The ETF's annual management fee is 0.65% of the ETF's value. Because this ETF is new, its operating expenses and trading costs are not yet available.

Trailing commission

A trailing commission is an ongoing commission. If an ETF has a trailing commission, it is paid for as long as you own the ETF, in exchange for the services and advice that your representative and their firm provide to you.

This ETF does not have a trailing commission.

What if I change my mind?

Under securities law in some provinces and territories, you have the right to cancel your purchase within 48 hours after you receive confirmation of the purchase.

In some provinces and territories, you also have the right to cancel a purchase, or in some jurisdictions, claim damages, if the prospectus, ETF Facts or financial statements contain a misrepresentation. You must act within the time limit set by the securities law in your province or territory.

For more information, see the securities law of your province or territory or ask a lawyer.

For more information

Contact Hamilton Capital Partners Inc. or your representative for a copy of the ETF's prospectus and other disclosure documents. These documents and the ETF Facts make up the ETF's legal documents.

Hamilton Capital Partners Inc.

70 York Street, Suite 1520
Toronto, ON M5J 1S9

Phone: 416.941.9888
Email: etf@hamiltonetfs.com
Website: www.hamiltonetfs.com



This document contains key information you should know about HAMILTON CHAMPIONS™ U.S. Dividend Index ETF. You can find more details about this exchange traded fund (ETF) in its prospectus. Ask your representative for a copy, contact Hamilton Capital Partners Inc. (Hamilton ETFs) at etf@hamiltonetfs.com or 416.941.9888, or visit www.hamiltonetfs.com.

Before you invest, consider how the ETF would work with your other investments and your tolerance for risk.

Quick facts

Date ETF started:	December 10, 2024	Fund manager:	Hamilton Capital Partners Inc.
Total value on January 9, 2025:	This information is not available because it is a new ETF.	Portfolio manager:	Hamilton Capital Partners Inc.
Management expense ratio (MER):	This information is not available because it is a new ETF.	Distributions:	Monthly

Trading information (12 months ending January 9, 2025)

Ticker symbol:	SMVP	Average daily volume:	This information is not available because it is a new ETF.
Exchange:	Toronto Stock Exchange (TSX)	Number of days traded:	This information is not available because it is a new ETF.
Currency:	Canadian dollars		

Pricing information (12 months ending January 9, 2025)

Market price:	This information is not available because it is a new ETF.	Average bid-ask spread:	This information is not available because it is a new ETF.
Net asset value {NAV}:	This information is not available because it is a new ETF.		

For more updated Quick Facts, Trading Information and Pricing Information, visit www.hamiltonetfs.com

What does the ETF invest in?

The investment objective of SMVP is to replicate, to the extent reasonably possible and before the deduction of fees and expenses, the performance of a U.S. equity dividend index. Specifically, SMVP currently seeks to replicate the Solactive United States Dividend Elite Champions Index (or any successor thereto).

The U.S. Dividend Index applies a rules-based methodology based on several criteria, including but not limited to market capitalization, trading liquidity, and a history of dividend growth, to a universe of U.S.-listed equity securities. Constituents are selected annually and rebalanced to their proportional weights quarterly.

The charts below give you a snapshot of the ETF's exposure on January 9, 2025. The ETF's exposure will change to reflect changes in the Solactive United States Dividend Elite Champions Index.

Top 10 investments (as at January 9, 2025)

Because this is a new ETF, there are no investments yet.

Investment mix (as at January 9, 2025)

How risky is it?

The value of the ETF can go down as well as up. You could lose money.

One way to gauge risk is to look at how much an ETF's returns change over time. This is called "volatility".

In general, ETF's with higher volatility will have returns that change more over time. They typically have a greater chance of losing money and may have a greater chance of higher returns. ETFs with lower volatility tend to have returns that change less over time. They typically have lower returns and may have a lower chance of losing money.

Risk rating

Hamilton Capital Partners Inc. has rated the volatility of this ETF as **Medium**. Because this is a new ETF, the risk rating is only an estimate by Hamilton Capital Partners Inc.

Generally, the rating is based on how much the ETF's returns have changed from year to year. It doesn't tell you how volatile the ETF will be in the future. The rating can change over time. An ETF with a low risk rating can still lose money.



For more information about the risk rating and specific risks that can affect the ETF's returns, see the "Risk Factors" section of the ETF's prospectus.

No guarantees

ETFs do not have any guarantees. You may not get back the amount of money you invest.

How has the ETF performed?

This section tells you how units of the ETF have performed, with returns calculated using the ETF's net asset value (NAV). However, this information is not available because the ETF is new.

Year-by-year returns

This chart tells you how units of the ETF have performed in past calendar years. However, this information is not available because the ETF is new.

Best and worst 3-month returns

This section shows the best and worst returns for the units of the ETF in a 3-month period. However, this information is not available because the ETF is new.

Average return

This section shows the value and annual compounded rate of return of a hypothetical \$1,000 investment in units of the ETF. However, this information is not available because the ETF is new.

Trading ETFs

ETFs hold a basket of investments, like mutual funds, but trade on exchanges like stocks. Here are a few things to keep in mind when trading ETFs:

Pricing

ETFs have two sets of prices: market price and net asset value (NAV).

Market price

- ETFs are bought and sold on exchanges at the market price. The market price can change throughout the trading day. Factors like supply, demand, and changes in the value of an ETF's investments can effect the market price.
- You can get price quotes any time during the trading day. Quotes have two parts: **bid** and **ask**.
- The bid is the highest price a buyer is willing to pay if you want to sell your ETF units. The ask is the lowest price a seller is willing to accept if you want to buy ETF units. The difference between the two is called the "**bid-ask spread**".
- In general, a smaller bid-ask spread means the ETF is more liquid. That means you are more likely to get the price you expect.

Net asset value (NAV)

- Like mutual funds, ETFs have a NAV. It is calculated after the close of each trading day and reflects the value of an ETF's investments at that point in time.
- NAV is used to calculate financial information for reporting purposes – like the returns shown in this document.

Orders

There are two main options for placing trades: market orders and limit orders. A market order lets you buy or sell units at the current market price. A limit order lets you set the price at which you are willing to buy or sell units.

Timing

In general, market prices of ETFs can be more volatile around the start and end of the trading day. Consider using a limit order or placing a trade at another time during the trading day.

Who is this ETF for?

Investors who:

- Seek regular (monthly) dividend income with long-term capital growth
- Want exposure to a diversified portfolio of U.S.-listed equity securities
- Are comfortable with medium investment risk (i.e., can handle the ups and downs of the markets).

A word about tax

In general, you'll have to pay income tax on any money you make on an ETF. How much you pay depends on the tax laws where you live and whether or not you hold the ETF in a registered plan, such as a Registered Retirement Savings Plan or a Tax-Free Savings Account.

Keep in mind that if you hold your ETF in a non-registered account, distributions from the ETF are included in your taxable income, whether you get them in cash or have them reinvested.

How much does it cost?

This section shows the fees and expenses you could pay to buy, own and sell units of the ETF. Fees and expenses, including any trailing commissions, can vary among ETFs.

Higher commissions can influence representatives to recommend one investment over another. Ask about other ETFs and investments that may be suitable for you at a lower cost.

1. Brokerage commissions

You may have to pay a commission every time you buy and sell units of the ETF. Commissions may vary by brokerage firm. Some brokerage firms may offer commission-free ETFs or require a minimum purchase amount.

2. ETF expenses

You don't pay these expenses directly. They affect you because they reduce the ETF's returns.

The ETF's expenses are made up of the management fee, operating expenses and trading costs. The ETF's annual management fee is 0.19% of the ETF's value. Because this ETF is new, its operating expenses and trading costs are not yet available.

At its discretion, the manager may choose to waive a portion of the management fee resulting in a reduction of the management fee charged to the ETF. In the event a portion of the management fee is waived, the manager reserves the right to discontinue such waiver at any time without notice or consent of unitholders. Based on such discretion, Hamilton ETFs has temporarily reduced the management fee on units of SMVP effective through to January 31, 2026 such that, until that time, the management fees of SMVP will be nil (the "Temporary Fee Reduction"). After January 31, 2026, unless further extended, the Temporary Fee Reduction will expire (without requiring notice to, or approval by, unitholders) and the management fee will be charged as described in the paragraph above.

Trailing commission

A trailing commission is an ongoing commission. If an ETF has a trailing commission, it is paid for as long as you own the ETF, in exchange for the services and advice that your representative and their firm provide to you.

This ETF does not have a trailing commission.

What if I change my mind?

Under securities law in some provinces and territories, you have the right to cancel your purchase within 48 hours after you receive confirmation of the purchase.

In some provinces and territories, you also have the right to cancel a purchase, or in some jurisdictions, claim damages, if the prospectus, ETF Facts or financial statements contain a misrepresentation. You must act within the time limit set by the securities law in your province or territory.

For more information, see the securities law of your province or territory or ask a lawyer.

For more information

Contact Hamilton Capital Partners Inc. or your representative for a copy of the ETF's prospectus and other disclosure documents. These documents and the ETF Facts make up the ETF's legal documents.

Hamilton Capital Partners Inc.

70 York Street, Suite 1520
Toronto, ON M5J 1S9

Phone: 416.941.9888
Email: etf@hamiltonetfs.com
Website: www.hamiltonetfs.com



This document contains key information you should know about HAMILTON CHAMPIONS™ Enhanced U.S. Dividend ETF. You can find more details about this exchange traded fund (ETF) in its prospectus. Ask your representative for a copy, contact Hamilton Capital Partners Inc. (Hamilton ETFs) at etf@hamiltonetfs.com or 416.941.9888, or visit www.hamiltonetfs.com.

Before you invest, consider how the ETF would work with your other investments and your tolerance for risk.

This ETF is an ALTERNATIVE MUTUAL FUND. It has the ability to invest in asset classes or use investment strategies that are not permitted for other types of mutual funds. The specific features that differentiate this fund from other types of mutual funds include borrowing to purchase additional equity securities, which creates leverage in the portfolio. While this leverage will be used in accordance with the ETF's objectives and strategies, during certain market conditions it may accelerate the pace at which your investment decreases in value.

Quick facts

Date ETF started:	December 10, 2024	Fund manager:	Hamilton Capital Partners Inc.
Total value on January 9, 2025:	This information is not available because it is a new ETF.	Portfolio manager:	Hamilton Capital Partners Inc.
Management expense ratio (MER):	This information is not available because it is a new ETF.	Distributions:	Monthly

Trading information (12 months ending January 9, 2025)

Ticker symbol:	SWIN	Average daily volume:	This information is not available because it is a new ETF.
Exchange:	Toronto Stock Exchange (TSX)	Number of days traded:	This information is not available because it is a new ETF.
Currency:	Canadian dollars		

Pricing information (12 months ending January 9, 2025)

Market price:	This information is not available because it is a new ETF.	Average bid-ask spread:	This information is not available because it is a new ETF.
Net asset value {NAV}:	This information is not available because it is a new ETF.		

For more updated Quick Facts, Trading Information and Pricing Information, visit www.hamiltonetfs.com

What does the ETF invest in?

The investment objective of SWIN is to replicate, to the extent reasonably possible and before the deduction of fees and expenses, a multiple of the performance of a U.S. equity dividend index. Specifically, SWIN currently seeks to replicate a 1.25 times multiple of the Solactive United States Dividend Elite Champions Index (or any successor thereto).

SWIN uses leverage in order to seek to achieve its investment objective. Leverage is created through the use of cash borrowings or as otherwise permitted under applicable securities legislation.

The charts below give you a snapshot of the ETF's investments on January 9, 2025. The ETF's investments will change.

Top 10 investments (as at January 9, 2025)

Investment mix (as at January 9, 2025)

Because this is a new ETF, there are no investments yet.

How risky is it?

The value of the ETF can go down as well as up. You could lose money.

One way to gauge risk is to look at how much an ETF's returns change over time. This is called "volatility".

In general, ETF's with higher volatility will have returns that change more over time. They typically have a greater chance of losing money and may have a greater chance of higher returns. ETFs with lower volatility tend to have returns that change less over time. They typically have lower returns and may have a lower chance of losing money.

Risk rating

Hamilton Capital Partners Inc. has rated the volatility of this ETF as **Medium to High**. Because this is a new ETF, the risk rating is only an estimate by Hamilton Capital Partners Inc.

Generally, the rating is based on how much the ETF's returns have changed from year to year. It doesn't tell you how volatile the ETF will be in the future. The rating can change over time. An ETF with a low risk rating can still lose money.



For more information about the risk rating and specific risks that can affect the ETF's returns, see the "Risk Factors" section of the ETF's prospectus.

No guarantees

ETFs do not have any guarantees. You may not get back the amount of money you invest.

How has the ETF performed?

This section tells you how units of the ETF have performed, with returns calculated using the ETF's net asset value (NAV). However, this information is not available because the ETF is new.

Year-by-year returns

This chart tells you how units of the ETF have performed in past calendar years. However, this information is not available because the ETF is new.

Best and worst 3-month returns

This section shows the best and worst returns for the units of the ETF in a 3-month period. However, this information is not available because the ETF is new.

Average return

This section shows the value and annual compounded rate of return of a hypothetical \$1,000 investment in units of the ETF. However, this information is not available because the ETF is new.

Trading ETFs

ETFs hold a basket of investments, like mutual funds, but trade on exchanges like stocks. Here are a few things to keep in mind when trading ETFs:

Pricing

ETFs have two sets of prices: market price and net asset value (NAV).

Market price

- ETFs are bought and sold on exchanges at the market price. The market price can change throughout the trading day. Factors like supply, demand, and changes in the value of an ETF's investments can effect the market price.
- You can get price quotes any time during the trading day. Quotes have two parts: **bid** and **ask**.
- The bid is the highest price a buyer is willing to pay if you want to sell your ETF units. The ask is the lowest price a seller is willing to accept if you want to buy ETF units. The difference between the two is called the "**bid-ask spread**".
- In general, a smaller bid-ask spread means the ETF is more liquid. That means you are more likely to get the price you expect.

Net asset value (NAV)

- Like mutual funds, ETFs have a NAV. It is calculated after the close of each trading day and reflects the value of an ETF's investments at that point in time.
- NAV is used to calculate financial information for reporting purposes – like the returns shown in this document.

Orders

There are two main options for placing trades: market orders and limit orders. A market order lets you buy or sell units at the current market price. A limit order lets you set the price at which you are willing to buy or sell units.

Timing

In general, market prices of ETFs can be more volatile around the start and end of the trading day. Consider using a limit order or placing a trade at another time during the trading day.

Who is this ETF for?

Investors who:

- Seek regular (monthly) dividend income with long-term capital growth
- Want a levered (~125%), Canadian dollar exposure to a diversified portfolio of U.S.-listed equity securities
- Are comfortable with medium to high investment risk (i.e., can handle more significant ups and downs of the markets).

A word about tax

In general, you'll have to pay income tax on any money you make on an ETF. How much you pay depends on the tax laws where you live and whether or not you hold the ETF in a registered plan, such as a Registered Retirement Savings Plan or a Tax-Free Savings Account.

Keep in mind that if you hold your ETF in a non-registered account, distributions from the ETF are included in your taxable income, whether you get them in cash or have them reinvested.

How much does it cost?

This section shows the fees and expenses you could pay to buy, own and sell units of the ETF. Fees and expenses, including any trailing commissions, can vary among ETFs.

Higher commissions can influence representatives to recommend one investment over another. Ask about other ETFs and investments that may be suitable for you at a lower cost.

1. Brokerage commissions

You may have to pay a commission every time you buy and sell units of the ETF. Commissions may vary by brokerage firm. Some brokerage firms may offer commission-free ETFs or require a minimum purchase amount.

2. ETF expenses

You don't pay these expenses directly. They affect you because they reduce the ETF's returns.

The ETF's expenses are made up of the management fee, operating expenses and trading costs. The ETF's annual management fee is 0.65% of the ETF's value. Because this ETF is new, its operating expenses and trading costs are not yet available.

Trailing commission

A trailing commission is an ongoing commission. If an ETF has a trailing commission, it is paid for as long as you own the ETF, in exchange for the services and advice that your representative and their firm provide to you.

This ETF does not have a trailing commission.

What if I change my mind?

Under securities law in some provinces and territories, you have the right to cancel your purchase within 48 hours after you receive confirmation of the purchase.

In some provinces and territories, you also have the right to cancel a purchase, or in some jurisdictions, claim damages, if the prospectus, ETF Facts or financial statements contain a misrepresentation. You must act within the time limit set by the securities law in your province or territory.

For more information, see the securities law of your province or territory or ask a lawyer.

For more information

Contact Hamilton Capital Partners Inc. or your representative for a copy of the ETF's prospectus and other disclosure documents. These documents and the ETF Facts make up the ETF's legal documents.

Hamilton Capital Partners Inc.

70 York Street, Suite 1520
Toronto, ON M5J 1S9

Phone: 416.941.9888
Email: etf@hamiltonetfs.com
Website: www.hamiltonetfs.com



HAMILTON ETFs

ETF Facts

January 9, 2025

Hamilton Canadian Financials Index ETF

HFN - Class E Units

Manager: Hamilton Capital Partners Inc.

This document contains key information you should know about Hamilton Canadian Financials Index ETF. You can find more details about this exchange traded fund (ETF) in its prospectus. Ask your representative for a copy, contact Hamilton Capital Partners Inc. (Hamilton ETFs) at etf@hamiltonetfs.com or 416.941.9888, or visit www.hamiltonetfs.com.

Before you invest, consider how the ETF would work with your other investments and your tolerance for risk.

Quick facts

Date ETF started:	December 10, 2024	Fund manager:	Hamilton Capital Partners Inc.
Total value on January 9, 2025:	This information is not available because it is a new ETF.	Portfolio manager:	Hamilton Capital Partners Inc.
Management expense ratio (MER):	This information is not available because it is a new ETF.	Distributions:	Monthly

Trading information (12 months ending January 9, 2025)

Ticker symbol:	HFN	Average daily volume:	This information is not available because it is a new ETF.
Exchange:	Toronto Stock Exchange (TSX)	Number of days traded:	This information is not available because it is a new ETF.
Currency:	Canadian dollars		

Pricing information (12 months ending January 9, 2025)

Market price:	This information is not available because it is a new ETF.	Average bid-ask spread:	This information is not available because it is a new ETF.
Net asset value {NAV}:	This information is not available because it is a new ETF.		

For more updated Quick Facts, Trading Information and Pricing Information, visit www.hamiltonetfs.com

What does the ETF invest in?

The investment objective of HFN is to replicate, to the extent reasonably possible and before the deduction of fees and expenses, the performance of a rules-based, equal-weighted Canadian financials index. Specifically, HFN currently seeks to replicate the Solactive Canadian Financials Equal-Weight Index (or any successor thereto).

The Solactive Canadian Financials Equal-Weight Index currently includes the twelve largest Canadian exchange listed securities in the financial services sector. Constituents are selected based on their market capitalization and rebalanced semi-annually. Each security in the Solactive Canadian Financials Equal-Weight Index is allocated an equal weight rather than a market capitalization weight.

The charts below give you a snapshot of the ETF's exposure on January 9, 2025. The ETF's exposure will change to reflect changes in the Solactive Canadian Financials Equal-Weight Index.

Top 10 investments (as at January 9, 2025)

Because this is a new ETF, there are no investments yet.

Investment mix (as at January 9, 2025)

How risky is it?

The value of the ETF can go down as well as up. You could lose money.

One way to gauge risk is to look at how much an ETF's returns change over time. This is called "volatility".

In general, ETF's with higher volatility will have returns that change more over time. They typically have a greater chance of losing money and may have a greater chance of higher returns. ETFs with lower volatility tend to have returns that change less over time. They typically have lower returns and may have a lower chance of losing money.

Risk rating

Hamilton Capital Partners Inc. has rated the volatility of this ETF as **Medium**. Because this is a new ETF, the risk rating is only an estimate by Hamilton Capital Partners Inc.

Generally, the rating is based on how much the ETF's returns have changed from year to year. It doesn't tell you how volatile the ETF will be in the future. The rating can change over time. An ETF with a low risk rating can still lose money.



For more information about the risk rating and specific risks that can affect the ETF's returns, see the "Risk Factors" section of the ETF's prospectus.

No guarantees

ETFs do not have any guarantees. You may not get back the amount of money you invest.

How has the ETF performed?

This section tells you how units of the ETF have performed, with returns calculated using the ETF's net asset value (NAV). However, this information is not available because the ETF is new.

Year-by-year returns

This chart tells you how units of the ETF have performed in past calendar years. However, this information is not available because the ETF is new.

Best and worst 3-month returns

This section shows the best and worst returns for the units of the ETF in a 3-month period. However, this information is not available because the ETF is new.

Average return

This section shows the value and annual compounded rate of return of a hypothetical \$1,000 investment in units of the ETF. However, this information is not available because the ETF is new.

Trading ETFs

ETFs hold a basket of investments, like mutual funds, but trade on exchanges like stocks. Here are a few things to keep in mind when trading ETFs:

Pricing

ETFs have two sets of prices: market price and net asset value (NAV).

Market price

- ETFs are bought and sold on exchanges at the market price. The market price can change throughout the trading day. Factors like supply, demand, and changes in the value of an ETF's investments can effect the market price.
- You can get price quotes any time during the trading day. Quotes have two parts: **bid** and **ask**.
- The bid is the highest price a buyer is willing to pay if you want to sell your ETF units. The ask is the lowest price a seller is willing to accept if you want to buy ETF units. The difference between the two is called the "**bid-ask spread**".
- In general, a smaller bid-ask spread means the ETF is more liquid. That means you are more likely to get the price you expect.

Net asset value (NAV)

- Like mutual funds, ETFs have a NAV. It is calculated after the close of each trading day and reflects the value of an ETF's investments at that point in time.
- NAV is used to calculate financial information for reporting purposes – like the returns shown in this document.

Orders

There are two main options for placing trades: market orders and limit orders. A market order lets you buy or sell units at the current market price. A limit order lets you set the price at which you are willing to buy or sell units.

Timing

In general, market prices of ETFs can be more volatile around the start and end of the trading day. Consider using a limit order or placing a trade at another time during the trading day.

Who is this ETF for?

Investors who:

- Seek regular (monthly) dividend income with long-term capital growth
- Want an exposure to an equal-weight portfolio of the largest Canadian financial service companies (defined by market cap)
- Are comfortable with medium investment risk (i.e., can handle the ups and downs of the markets).

A word about tax

In general, you'll have to pay income tax on any money you make on an ETF. How much you pay depends on the tax laws where you live and whether or not you hold the ETF in a registered plan, such as a Registered Retirement Savings Plan or a Tax-Free Savings Account.

Keep in mind that if you hold your ETF in a non-registered account, distributions from the ETF are included in your taxable income, whether you get them in cash or have them reinvested.

How much does it cost?

This section shows the fees and expenses you could pay to buy, own and sell units of the ETF. Fees and expenses, including any trailing commissions, can vary among ETFs.

Higher commissions can influence representatives to recommend one investment over another. Ask about other ETFs and investments that may be suitable for you at a lower cost.

1. Brokerage commissions

You may have to pay a commission every time you buy and sell units of the ETF. Commissions may vary by brokerage firm. Some brokerage firms may offer commission-free ETFs or require a minimum purchase amount.

2. ETF expenses

You don't pay these expenses directly. They affect you because they reduce the ETF's returns.

The ETF's expenses are made up of the management fee, operating expenses and trading costs. The ETF's annual management fee is 0.19% of the ETF's value. Because this ETF is new, its operating expenses and trading costs are not yet available.

At its discretion, the manager may choose to waive a portion of the management fee resulting in a reduction of the management fee charged to the ETF. In the event a portion of the management fee is waived, the manager reserves the right to discontinue such waiver at any time without notice or consent of unitholders. Based on such discretion, Hamilton ETFs has temporarily reduced the management fee on units of HFN effective through to January 31, 2026 such that, until that time, the management fees of HFN will be nil (the "Temporary Fee Reduction"). After January 31, 2026, unless further extended, the Temporary Fee Reduction will expire (without requiring notice to, or approval by, unitholders) and the management fee will be charged as described in the paragraph above.

Trailing commission

A trailing commission is an ongoing commission. If an ETF has a trailing commission, it is paid for as long as you own the ETF, in exchange for the services and advice that your representative and their firm provide to you.

This ETF does not have a trailing commission.

What if I change my mind?

Under securities law in some provinces and territories, you have the right to cancel your purchase within 48 hours after you receive confirmation of the purchase.

In some provinces and territories, you also have the right to cancel a purchase, or in some jurisdictions, claim damages, if the prospectus, ETF Facts or financial statements contain a misrepresentation. You must act within the time limit set by the securities law in your province or territory.

For more information, see the securities law of your province or territory or ask a lawyer.

For more information

Contact Hamilton Capital Partners Inc. or your representative for a copy of the ETF's prospectus and other disclosure documents. These documents and the ETF Facts make up the ETF's legal documents.

Hamilton Capital Partners Inc.

70 York Street, Suite 1520
Toronto, ON M5J 1S9

Phone: 416.941.9888
Email: etf@hamiltonetfs.com
Website: www.hamiltonetfs.com