

HBA

# Hamilton Australian Bank Equal-Weight Index ETF



HAMILTON ETFS

YIELD %

4.47%

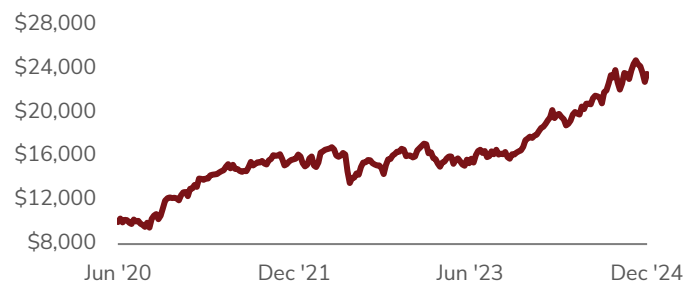
## Dividend Income from Down Under

The **Hamilton Australian Bank Equal-Weight Index ETF (HBA)** offers investors higher dividends from one of the world's best banking sectors.

### HBA Highlights

- Exposure to blue-chip Australian banks, with attractive quarterly distributions
- One of the world's best and highest-capitalized banking sectors, operating in one of the most successful economies
- In the last 25 years, Australian banks have had similar returns and volatility — but **relatively low correlations** — vs Canadian banks

### Growth of \$10,000<sup>1</sup>



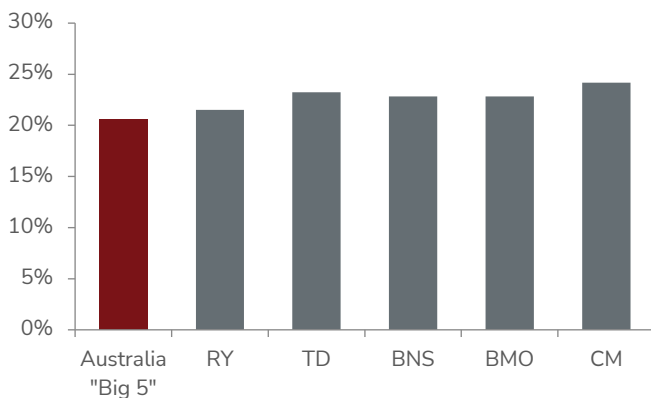
### Returns

	1 mo	3 mo	6 mo	YTD	1 yr	3 yr*	Since Inception*
	-4.9%	1.7%	11.6%	30.5%	30.5%	13.7%	20.5%

\*Annualized

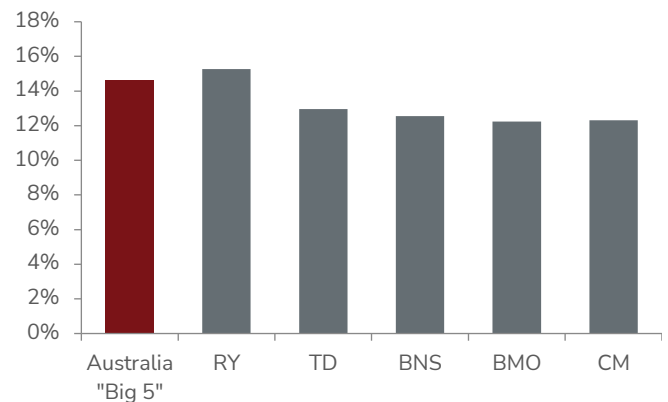
### Lower Volatility vs. Individual Canadian Banks

Diversification benefits with lower standard deviation<sup>2</sup>



### Similar Returns vs. Canadian Banks

Compound annual growth rates since August 1996<sup>3</sup>



**HBA**

# Hamilton Australian Bank Equal-Weight Index ETF

**HAMILTON ETFS**

## Investment Objective

The fund is designed to closely track the returns of the Solactive Australian Bank Equal-Weight Index TR, comprised of equal weightings of Australia's "Big-5" banks, rebalanced semi-annually.

## Reasons to Invest in HBA




The Solactive Australian Bank Equal-Weight Index TR (SOLBAEWT) has performed similarly to Canada's largest banks while also providing **strong dividend income**



**Diversification:** many Canadian investors have a high concentration of domestic banks; Australian banks provide similar returns and volatility



Over the last several decades, Australia's economy has been **among the world's best**



## Did you know?

Australian banks performed better than their Canadian peers during the **global financial crisis**

### Holdings

Commonwealth Bank of Australia	21.3%
Westpac Banking Corp	20.6%
Macquarie Group Ltd	20.2%
National Australia Bank Ltd	19.2%
ANZ Group Holdings Ltd	18.7%

### Fund Details

Ticker	HBA
Exchange	TSX
Management Fee	0.55%
Inception Date	June 26, 2020
Investment Style	Index-Based
Rebalancing	Semi-Annual
Distributions	Quarterly
Currency Hedging	100%
Assets	\$140,737,488
Risk Rating	Medium to High
Auditor	KPMG LLP

**HBA**

# Hamilton Australian Bank Equal-Weight Index ETF

**HAMILTON ETFs**

## Disclaimers

Commissions, management fees and expenses all may be associated with investments in exchange traded funds (ETFs) managed by Hamilton ETFs. Please read the prospectus before investing. The indicated rates of return are the historical annual compounded total returns including changes in per unit value and reinvestment of all dividends or distributions and does not take into account sales, redemptions, distribution or optional charges or income taxes payable by any securityholder that would have reduced returns. Only the returns for periods of one year or greater are annualized returns. ETFs are not guaranteed, their values change frequently and past performance may not be repeated. The yield is an estimate of the annualized yield an investor would receive if the most recent distribution remained unchanged for the next 12 months, stated as a percentage of the price per unit on the as at date. The yield calculation excludes any additional year end distributions and does not include reinvested distributions.

1. The value of \$10,000 invested since inception of HBA is used to illustrate the effects of compound growth. It is not intended to reflect future returns on investments in the ETF. 2. Standard deviation of daily returns since common inception on July 31, 1996, annualized. Australia "Big 5" is the Solactive Australian Bank Equal-Weight Index TR (SOLBAEWT); 3. Compound annual growth rates since common inception on July 31, 1996. Australia "Big 5" is the Solactive Australian Bank Equal-Weight Index TR (SOLBAEWT); source: Hamilton ETFs, Solactive AG.