

**HDIV**

# Hamilton Enhanced Multi-Sector Covered Call ETF



HAMILTON ETFS

YIELD %

**11.81%**

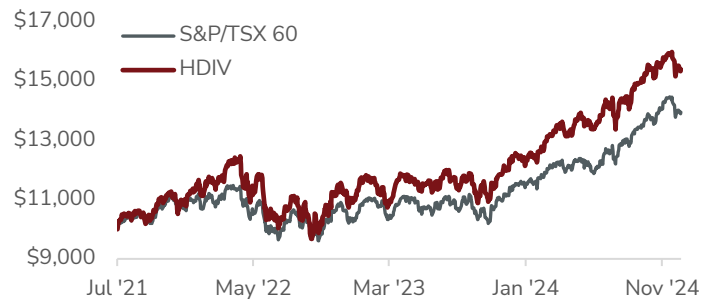
## Delivering You More Income, Every Month

The **Hamilton Enhanced Multi-Sector Covered Call ETF (HDIV)** is designed to help long-term investors meet their monthly income needs.

### HDIV Highlights

- Yield of 11.81% with monthly distributions
- Portfolio of primarily sector covered call ETFs with a sector mix broadly similar to the S&P/TSX 60
- HDIV has outperformed the S&P/TSX 60 by 3.17% since inception<sup>2</sup>
- Modest cash leverage of 25% to enhance yield and growth potential

### Growth of \$10,000<sup>1</sup>

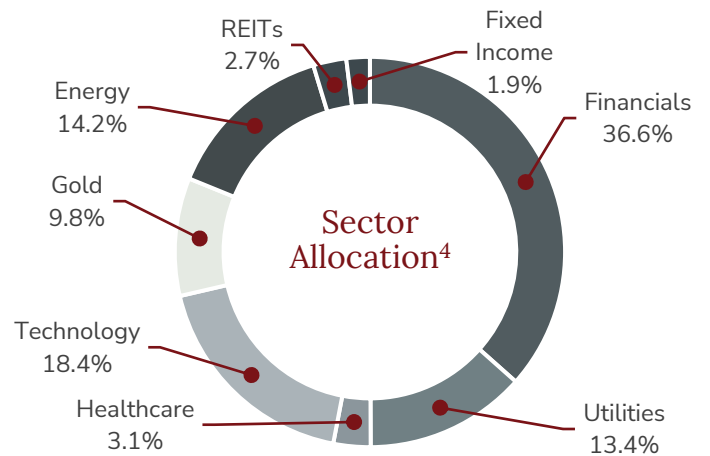
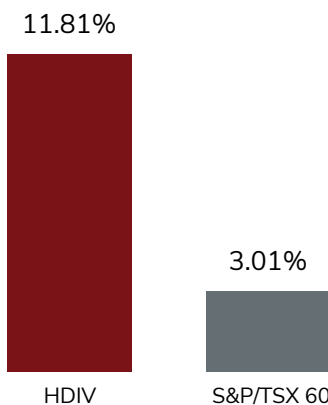


### Returns

|  | 1 mo  | 3 mo | 6 mo  | YTD   | 1 yr  | 3 yr* | Since Inception* |
|--|-------|------|-------|-------|-------|-------|------------------|
|  | -2.9% | 3.1% | 13.1% | 23.2% | 23.2% | 11.0% | 13.3%            |

\*Annualized

### Higher Yield vs S&P/TSX 60<sup>3</sup>



# HDIV

## Hamilton Enhanced Multi-Sector Covered Call ETF



### HAMILTON ETFS

### Investment Objective

The fund seeks to provide attractive monthly income and long-term capital appreciation from a diversified, multisector portfolio of primarily covered call ETFs focused on Canada.



### Why Add Modest Leverage?

HDIV provides a higher yield with more upside potential for long-term investors

### Reasons to Invest in HDIV



Higher monthly income with 11.81% yield



Sector mix broadly similar to S&P/TSX 60 with greater diversification



Increased growth potential vs individual covered call ETFs



Higher yielding alternative vs broad-based index ETFs and individual covered call strategies

#### Holdings

|   |       |
|---|-------|
| Hamilton Enhanced Canadian Financials ETF     | 23.6% |
| Hamilton Technology YIELD MAXIMIZER™ ETF      | 21.5% |
| Hamilton Canadian Financials YIELD MAXIMIZER™ | 19.3% |
| Hamilton Energy YIELD MAXIMIZER™ ETF          | 16.6% |
| Hamilton Gold Producer YIELD MAXIMIZER™ ETF   | 11.4% |
| Hamilton Utilities YIELD MAXIMIZER™ ETF       | 10.4% |
| Hamilton Enhanced Utilities ETF               | 5.3%  |
| Hamilton Healthcare YIELD MAXIMIZER™ ETF      | 3.6%  |
| Hamilton REITs YIELD MAXIMIZER™ ETF           | 3.2%  |
| Hamilton U.S. T-Bill YIELD MAXIMIZER™ ETF     | 1.2%  |
| Hamilton U.S. Bond YIELD MAXIMIZER™ ETF       | 1.1%  |

#### Fund Details

|                |  |
|----------------|--|
| Ticker         | HDIV   |
| Exchange       | TSX  |
| Management Fee | 0.00% (subject to the fees of the underlying portfolio ETFs) |
| Inception Date | July 19, 2021  |
| Distributions  | Monthly  |
| Assets         | \$588,176,240  |
| Risk Rating    | Medium   |
| Auditor        | KPMG LLP   |

**HDIV**

# Hamilton Enhanced Multi-Sector Covered Call ETF

**HAMILTON ETFs**

## Disclaimers

Commissions, management fees and expenses all may be associated with investments in exchange traded funds (ETFs) managed by Hamilton ETFs. Please read the prospectus before investing. The indicated rates of return are the historical annual compounded total returns including changes in per unit value and reinvestment of all dividends or distributions and does not take into account sales, redemptions, distribution or optional charges or income taxes payable by any securityholder that would have reduced returns. Only the returns for periods of one year or greater are annualized returns. ETFs are not guaranteed, their values change frequently and past performance may not be repeated. The yield is an estimate of the annualized yield an investor would receive if the most recent distribution remained unchanged for the next 12 months, stated as a percentage of the price per unit on the as at date. The yield calculation excludes any additional year end distributions and does not include reinvested distributions.

1. Value of \$10,000 invested since inception of HDIV vs S&P/TSX 60 as at December 31, 2024 is used to illustrate the effects of compound growth. Source: Hamilton ETFs, Bloomberg. It is not intended to reflect future returns on investments in the ETF. The index performance returns are for illustrative purposes only, and the returns do not reflect any management fees, transaction costs or expenses. Investors cannot invest directly in an index. 2. Based on total returns since inception on July 19, 2021. As at December 31, 2024. Source: Bloomberg; 3. Yield of HDIV vs S&P/TSX 60 as at December 31, 2024. Source: Hamilton ETFs, Bloomberg; 4. All portfolio data as at December 31, 2024.