

HDI V

Hamilton Enhanced Canadian Covered Call ETF

Investment Objective

The investment objective of the fund is to provide attractive monthly income and long-term capital appreciation from a diversified, multi-sector portfolio of primarily covered call ETFs focused on Canada. The fund may also hold cash and cash equivalents or other money market instruments in order to meet its obligations.

Highlights

- Portfolio of primarily covered call ETFs with a sector mix similar to Canadian large-cap equity market.
- Tax efficient monthly distributions
- Modest 25% cash leverage to enhance growth potential and monthly income.

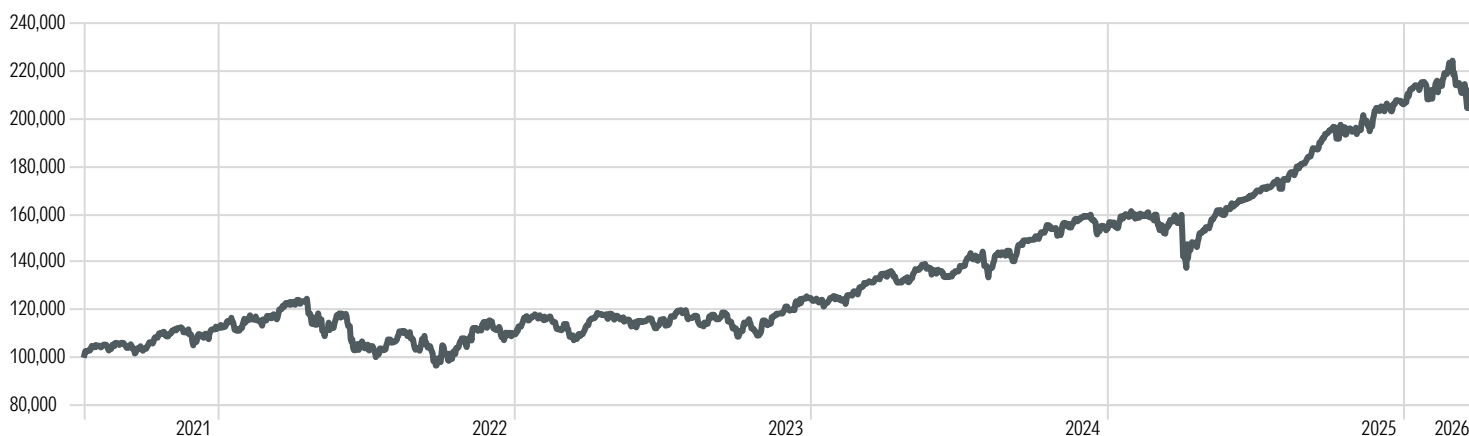
Fund Details

Ticker	HDI V
Inception Date	2021-07-19
Assets Under Management	1,431,863,869
AUM (As of Date)	2026-04-09
Distribution Frequency	Monthly
Yield	10.41%
Last Distribution Date	2026-03-31
Risk Rating	Medium
Management Fee ¹	0.00%

1. Subject to the fees of the underlying portfolio ETFs

Growth of \$100K - Since Inception

Time Period: 2021-07-20 to 2026-03-31



— Hamilton Enhanced Canadian Covered Call ETF

Performance (%)

	1 Month	3 Month	6 Month	YTD	1 Year	3 Years*	5 Years*	Since Inception*
Hamilton Enhanced Canadian Covered Call ETF	-3.65	4.18	10.50	4.18	35.74	23.60	—	17.64

Calendar Year Returns (%)

	2025	2024	2023	2022	2021
Hamilton Enhanced Canadian Covered Call ETF	33.76	23.18	13.83	-2.51	—

* Annualized
As of 2026-03-31

Visit <https://hamiltonetfs.com/etf/hdiv/>

1601 -121 King St West, Toronto, ON, Canada M5H 3T9

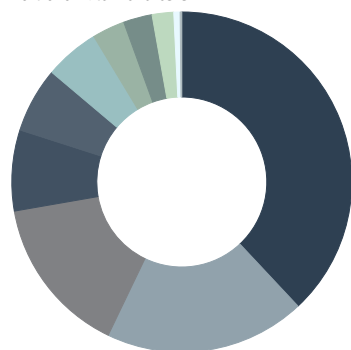
Source: Morningstar Direct

HDI V

Hamilton Enhanced Canadian Covered Call ETF

Sector Allocation

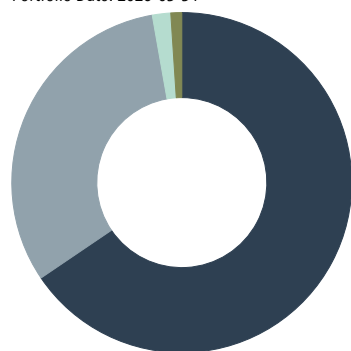
Portfolio Date: 2026-03-31



	%
• Financials	38.0
• Energy	19.1
• Materials	15.1
• Information Technology	7.7
• Communication Services	6.2
• Utilities	5.2
• Industrials	3.1
• Consumer Discretionary	2.7
• Real Estate	2.1
• Consumer Staples	0.6
• Healthcare	0.2
Total	100.0

Geographic Allocation

Portfolio Date: 2026-03-31



	%
• Canada	65.5
• United States	31.7
• South Africa	1.7
• Other	1.0
Total	100.0

Disclaimer

Commissions, management fees and expenses all may be associated with investments in exchange traded funds (ETFs) managed by Hamilton ETFs. Please read the prospectus before investing. The indicated rates of return are the historical annual compounded total returns including changes in per unit value and reinvestment of all dividends or distributions and does not take into account sales, redemptions, distribution or optional charges or income taxes payable by any securityholder that would have reduced returns. Only the returns for periods of one year or greater are annualized returns. ETFs are not guaranteed, their values change frequently and past performance may not be repeated.

The yield is calculated by taking the most recent distribution, annualizing it for distribution frequency, and dividing by the NAV per unit on the "Last Distribution Date." The yield calculation excludes any additional year-end distributions and does not include reinvested distributions.

Growth of \$100,000 invested since inception is used to illustrate the effects of compound growth. It is not intended to reflect future returns on investments in the ETF.

Holdings are subject to change without notice.

The information provided by Hamilton ETFs includes data sourced from third parties. While we strive to ensure the accuracy and completeness of this data, we make no representations or warranties, either express or implied, regarding the accuracy, reliability, timeliness, or completeness of such third-party information.