

**HUM**

# Hamilton U.S. Mid-Cap Financials ETF

## Investment Objective

The investment objective of HUM is to seek long-term returns from an actively managed equity portfolio of primarily, United States-based small and mid-cap financial services companies. HUM seeks to achieve its investment objective through the selection of equity investments in U.S. financial services companies that, in the Portfolio Adviser's view, represent an attractive investment opportunity, relative to other such companies.

## Highlights

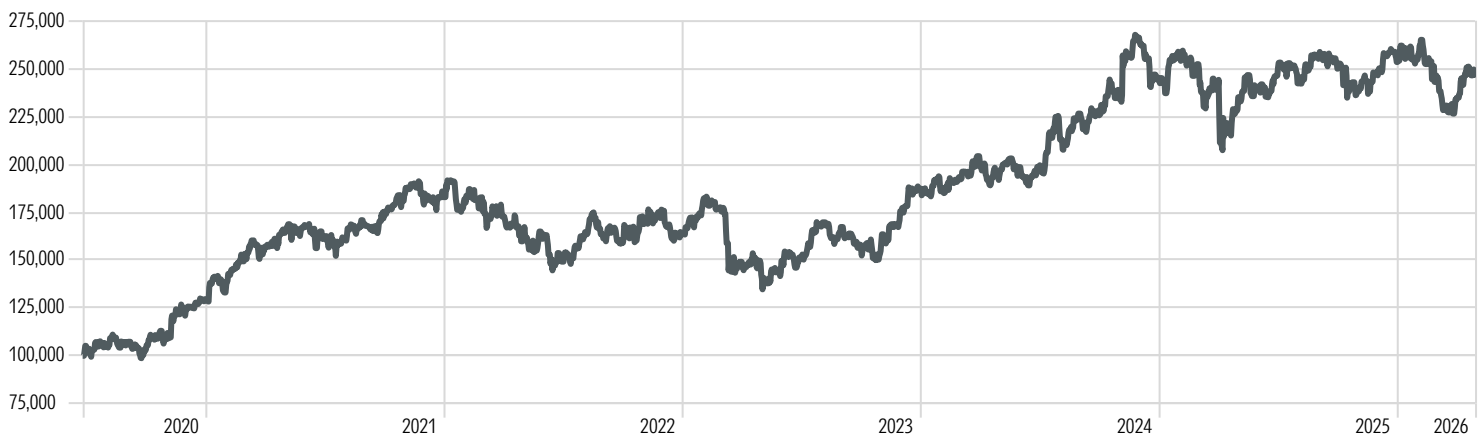
- Diversified exposure to U.S. mid-cap financials including banks, wealth management, exchanges and other financials
- Exposure to companies in higher growth markets with M&A potential
- Actively managed by Robert Webb, CFA — Managing Director, Portfolio Manager

## Fund Details

Ticker	HUM
Inception Date	2020-06-26
Assets Under Management	26,153,174
AUM (As of Date)	2026-05-08
Distribution Frequency	Quarterly
Yield	1.44%
Last Distribution Date	2026-03-31
Risk Rating	Medium to High
Management Fee	0.75%

## Growth of \$100K - Since Inception

Time Period: 2020-06-27 to 2026-04-30



— Hamilton U.S. Mid-Cap Financials ETF

## Performance (%)

	1 Month	3 Month	6 Month	YTD	1 Year	3 Years*	5 Years*	Since Inception*
Hamilton U.S. Mid-Cap Financials ETF	5.81	-2.86	3.89	-2.36	8.58	18.23	8.55	16.77

## Calendar Year Returns (%)

	2025	2024	2023	2022	2021
Hamilton U.S. Mid-Cap Financials ETF	3.74	30.65	14.39	-10.62	41.19

\* Annualized  
As of 2026-04-30

Visit <https://hamiltonetfs.com/etf/hum/>

1601 -121 King St West, Toronto, ON, Canada M5H 3T9

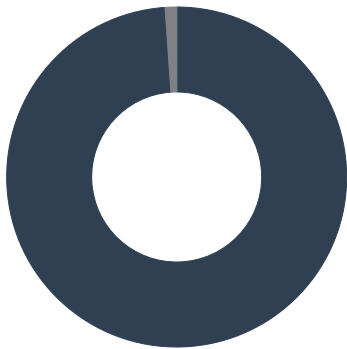
Source: Morningstar Direct

HUM

# Hamilton U.S. Mid-Cap Financials ETF

## Sector Allocation

Portfolio Date: 2026-04-30



	%
• Financials	98.9
• Other	1.1
<b>Total</b>	<b>100.0</b>

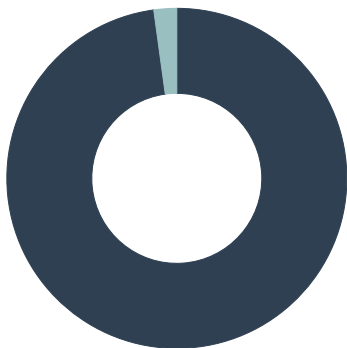
## Top Holdings

Portfolio Date: 2026-04-30

	Portfolio Weighting %
Pinnacle Financial Partners Inc	3.43
LPL Financial Holdings Inc	3.35
SouthState Bank Corp	2.99
Huntington Bancshares Inc	2.98
Palomar Holdings Inc	2.82
UMB Financial Corp	2.81
Old National Bancorp	2.66
Ryan Specialty Holdings Inc Class A	2.56
Unum Group	2.47
Nasdaq Inc	2.41

## Geographic Allocation

Portfolio Date: 2026-04-30



	%
• United States	97.8
• Other Countries	2.2
<b>Total</b>	<b>100.0</b>

## Disclaimer

Commissions, management fees and expenses all may be associated with investments in exchange traded funds (ETFs) managed by Hamilton ETFs. Please read the prospectus before investing. The indicated rates of return are the historical annual compounded total returns including changes in per unit value and reinvestment of all dividends or distributions and does not take into account sales, redemptions, distribution or optional charges or income taxes payable by any securityholder that would have reduced returns. Only the returns for periods of one year or greater are annualized returns. ETFs are not guaranteed, their values change frequently and past performance may not be repeated.

The yield is calculated by taking the most recent distribution, annualizing it for distribution frequency, and dividing by the NAV per unit on the "Last Distribution Date." The yield calculation excludes any additional year-end distributions and does not include reinvested distributions.

Growth of \$100,000 invested since inception is used to illustrate the effects of compound growth. It is not intended to reflect future returns on investments in the ETF.

Holdings are subject to change without notice.

The information provided by Hamilton ETFs includes data sourced from third parties. While we strive to ensure the accuracy and completeness of this data, we make no representations or warranties, either express or implied, regarding the accuracy, reliability, timeliness, or completeness of such third-party information.